

Royal Bahamas Police Force

Creating Safer Communities



JANUARY 2022

NATIONWIDE CRIME STATISTICS

TABLE OF CONTENTS

Nationwide Crime Analysis July 2022 vs 2021	3
Nationwide Crime Statistics July 2022 vs 2021	5
Murder	6
Sexual Offences	8
Armed Robbery	9
Housebreakings.....	12
Stealing from Vehicle	14
Stolen Vehicle.....	14
New Providence District Reported Crime Statistics.....	18
New Providence District Divisional Breakdown	19
Airport Division Breakdown 2022 vs 2021(NP).....	20
Cable Beach Division Breakdown 2022 vs 2021 (NP).....	21
Central Division Breakdown 2022 vs 2021 (NP).....	22
Eastern Division Breakdown 2022 vs 2021 (NP).....	23
FoxHill Division Breakdown 2022 vs 2021 (NP).....	24
Northeastern Division Breakdown 2022 vs 2021 (NP).....	25
Northwestern Division Breakdown 2022 vs 2021 (NP).....	26
Paradise Island Division Breakdown 2022 vs 2021 (NP).....	27
South Central Division Breakdown 2022 vs 2021 (NP).....	28
Southeastern Division Breakdown 2022 vs 2021 (NP).....	29
Southern Division Breakdown 2022 vs 2021 (NP).....	30
Southwestern Division Breakdown 2022 vs 2021 (NP).....	31
Western Division Breakdown 2022 vs 2021 (NP).....	32
Grand Bahama & Northern Bahamas District Reported Crime Statistics.....	33
Grand Bahama & Northern Bahamas District Divisional Breakdown	34
Airport Division Breakdown 2022 vs 2021 (GB & Northern Bahamas).....	35
Central Division Breakdown 2022 vs 2021 (GB & Northern Bahamas).....	36
Eight Mile Rock Division Breakdown 2022 vs 2021 (GB & Northern Bahamas).....	37
Northeastern Division Breakdown 2022 vs 2021 (GB & Northern Bahamas).....	38
Southwestern Division Breakdown 2022 vs 2021 (GB & Northern Bahamas).....	39
West-End Division Breakdown 2022 vs 2021 (GB & Northern Bahamas).....	40
Abaco Division Breakdown 2022 vs 2021 (GB & Northern Bahamas).....	41
Bimini Division Breakdown 2022 vs 2021 (GB & Northern Bahamas).....	42

Family Islands District Reported Crime Statistics.....	43
Family Islands District Divisional Breakdown.....	44
Acklins Division Breakdown 2022 vs 2021 (FI).....	45
Andros Division Breakdown 2022 vs 2021 (FI)	46
Berry Island Division Breakdown 2022 vs 2021 (FI).....	47
Cat Island Division Breakdown 2022 vs 2021 (FI).....	48
Eleuthera Division Breakdown 2022 vs 2021 (FI).....	49
Exuma Division Breakdown 2022 vs 2021 (FI).....	50
Inagua Division Breakdown 2022 vs 2021 (FI).....	51
Long Island Division Breakdown 2022 vs 2021 (FI).....	52
Mayaguana Division Breakdown 2022 vs 2021 (FI).....	53
San Salvador Division Breakdown 2022 vs 2021 (FI),,,,,,,,,,.....	54
Detection Rates - All Bahamas.....	55
Detection Rates - All Bahamas.....	56
Cybercrime	57
Crime Scene Investigation.....	57
Illegal Firearm Discovery and Seizure Demographics	57
Dangerous Drugs Discovery, Seizures and Arrests	59
Missing Persons.....	60
Emergency Powers Order (Breach).....	61
Other Police Activities.....	60
Complaints Against Police Officers	63
Fire Calls – All Bahamas.....	64
Miscellaneous Incidents.....	65
Domestic Related Cases	67
Police-Involved Shootings.....	69
Suicide Related Incidents	70
Drowning Incidents	71
Sudden Death - Natural Causes	72
Financial Crimes	73
Immigration Violations.....	75
Human Smuggling.....	76
Traffic Incidents.....	77
Training.....	78
Persons Arrested	79

Persons Charged	80
Court Case Disposition	82
Productivity Loss	83

Nationwide Crime Analysis

January
2022 vs 2021

Preliminary figures for January 2022 indicate that major crimes increased by 29%, with 388 cases, compared to 300 over the same period in 2021. There was a regional decrease at a rate of 18% on the Family Islands. However, there were regional increases at rates of 40% in New Providence and 5% in the Grand Bahama District.

Crimes against the person increased by 32%, with 102 incidents, compared to 77 over the same period in 2021. Notably, there was 1 reported incident on the Family Islands. However, there were regional increases at rates of 30% in New Providence and 43% in the Grand Bahama District. Property crimes increased by 28%, with 286 incidents, compared to 223 over the same period in 2021. There were regional decreases in property crimes at rates of 3% in Grand Bahama and 21% on the Family Islands. However, the New Providence District increased by a rate of 44%, when compared to the same period in 2021.

Homicides increased by 20%, with 12 incidents, compared to 10 over the same time period in 2021. There were 10 murders in New Providence and 2 in the Grand Bahama District, with an overall solvency rate of 58%. Victims between the ages of 18 and 35 represented 75% of all homicides. Retaliation and gang related incidents were the most common motives for murder, representing 50% collectively. Based on preliminary figures, homicides were more likely to occur on a Saturday than any other day of the week. Homicides were more prevalent in the **South-Central**, and **Northwestern Divisions**, accounting for a collective 50% of the overall total. Firearms were used in the commission of 11 homicides and fatal gunshot wounds remain the leading cause of death for homicides.

Armed Robberies increased by 82%, with 60 incidents, compared to 33 over the same period in 2021. Armed robberies were more prevalent in the **Southeastern Division**, accounting for 23% of the overall total. Based on preliminary figures, armed robberies were more likely to occur on a Monday than any other day of the week and these incidents peak between the hours of 8pm and 12 midnight. Most armed robberies occurred at the street level, at business establishments and at residences respectively. Firearms continue to be the weapon of choice for the commission of armed robberies. Males represented the highest percentage of victims at 57%, compared to female victims at 43%.

Robberies increased by 8%, with 13 incidents, compared to 12 over the same period in 2021. Robberies were more prevalent in the **Northeastern Division**, accounting for 23% of the overall total. Based on preliminary figures, robberies were more likely to occur on a Saturday and Sunday than any other day of the week and these incidents peak between the hours of 9am and 1pm. Males represented the highest percentage of victims at 62%, compared to female victims at 38%.

Stolen vehicles increased by 23%, with 27 incidents, compared to 22 over the same period in 2021. **Toyotas** were the most targeted vehicles of choice, representing 41% of all vehicles stolen. Toyota Passo and Nissan Note were the predominant models stolen, while residences were the most targeted locations. Stolen vehicles were mostly reported in the **Cable Beach Division**, accounting for 22% of the overall total. Thirty Three percent of stolen vehicles for January 2022 were recovered.

Stealing from vehicles increased by 51%, with 59 incidents, compared to 39 over the same period in 2021. The most frequent items stolen included cash, car batteries and cellular phones. Nissans Notes were mostly targeted with Honda Accords trending closely behind. Based on preliminary figures,

stealing from vehicles were more likely to occur on a Thursday than any other day of the week. Stealing from Vehicle cases were mostly reported in the **Cable Beach Division**, accounting for 18% of recorded matters.

Housebreakings increased by 33%, with 60 incidents, compared to 45 over the same period in 2021. The **New Providence District** accounted for 45 or 75% of all housebreakings, most of which occurred in the **Eastern Division**, accounting for 18% of all cases. **Grand Bahama**, including **Abaco and Bimini**, accounted for 8 or 13% of housebreakings. The **Family Islands District** accounted for the remaining 7 or 12%, most of which occurred in Eleuthera with 2 incidents and Long Island with 2 incidents.

Shopbreakings remained unchanged with 32 incidents, compared to 32 over the same period in 2021. The **New Providence District** accounted for 27 or 84% of all shopbreakings, most of which occurred in the **Southwestern Division**, accounting for 19% of all cases. **Grand Bahama**, including **Abaco and Bimini**, accounted for 5 or 15% of shopbreakings.

For the period in review, a total of 21 **firearms** and 202 rounds of ammunition were discovered and/or seized throughout the Commonwealth of The Bahamas. As a result, 31 persons were charged with possession of illegal firearms. Additionally, **ShotSpotter** detected 94 gunshot incidents, consisting of 72 multiple shots, 19 single shot incidents and 3 probable shots, totaling 391 rounds discharged.

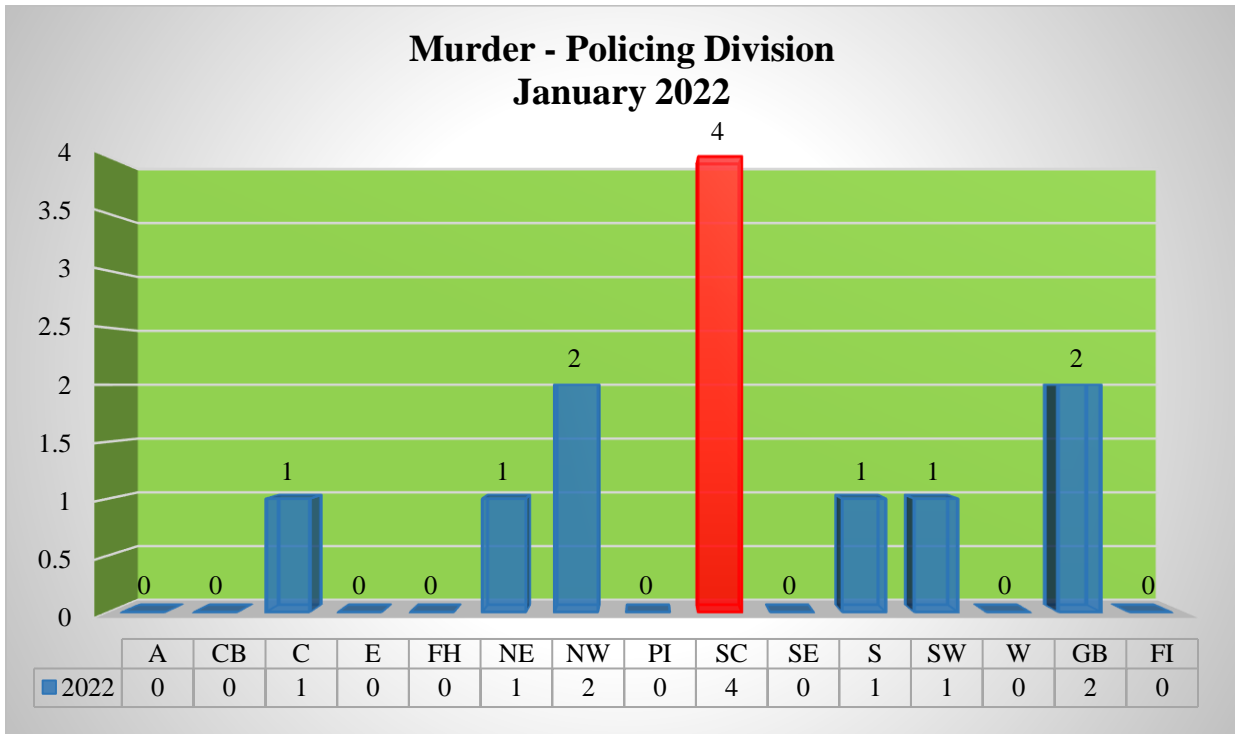
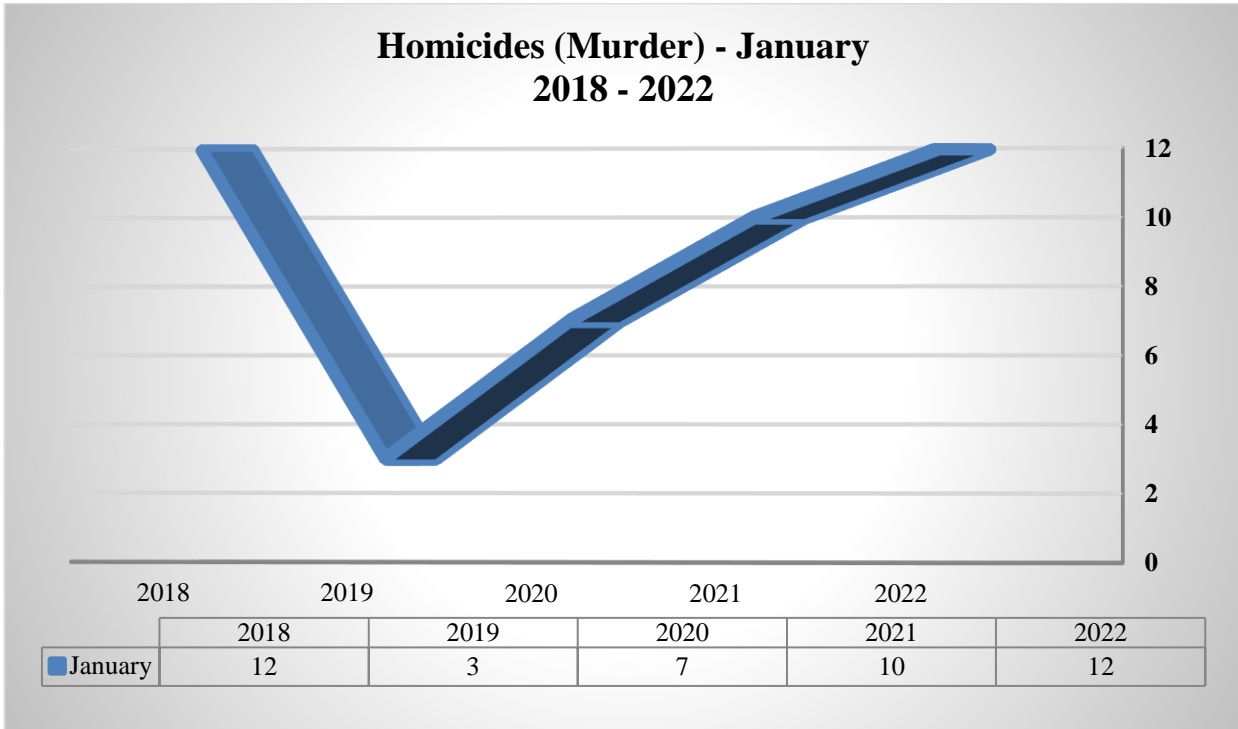
There were 14 breaches to the Emergency Powers Order, including 1 failure to wear mask, 1 hosting social gathering and 12 other breaches. The Force responded to 3 Covid 19 calls for assistance. Furthermore, officers of the Royal Bahamas Police Force conducted 2,630 field check patrols, 98 road checks and executed 29 search warrants of arrest throughout the Commonwealth of The Bahamas. As a result of these efforts, 1,336 persons were arrested for various major and minor offences. Of this number, 53% or 709 suspects were charged before the Court. There were 170 convictions in the Magistrates Court, 59 acquittals, 2 deaths, 52 matters were discharged and 23 matters were withdrawn by the virtual complainant.

Nationwide Crime Statistics
All Bahamas
January
2022 vs 2021

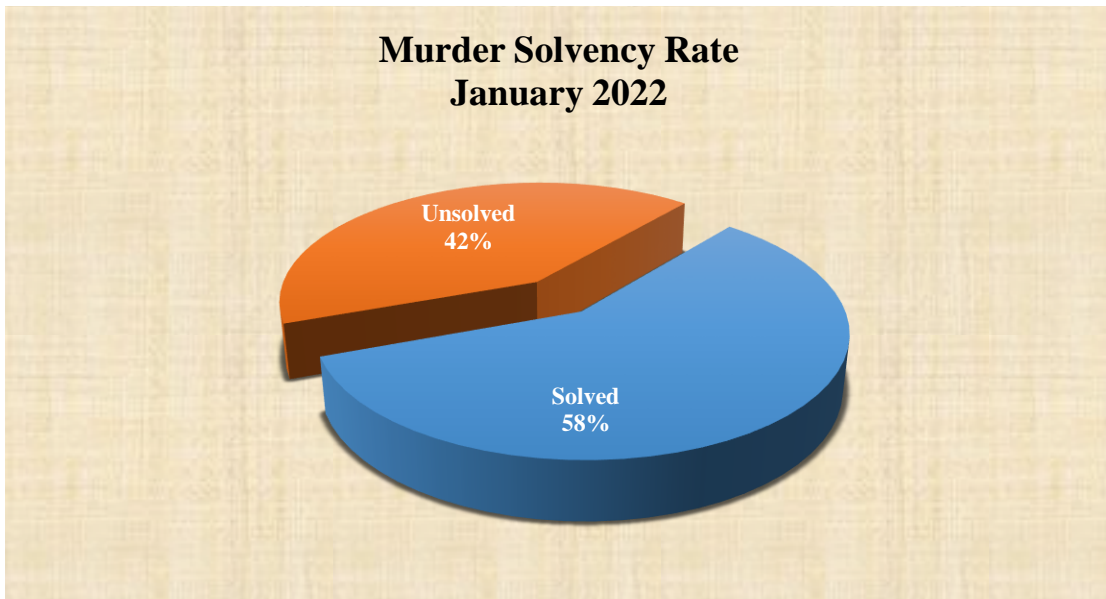
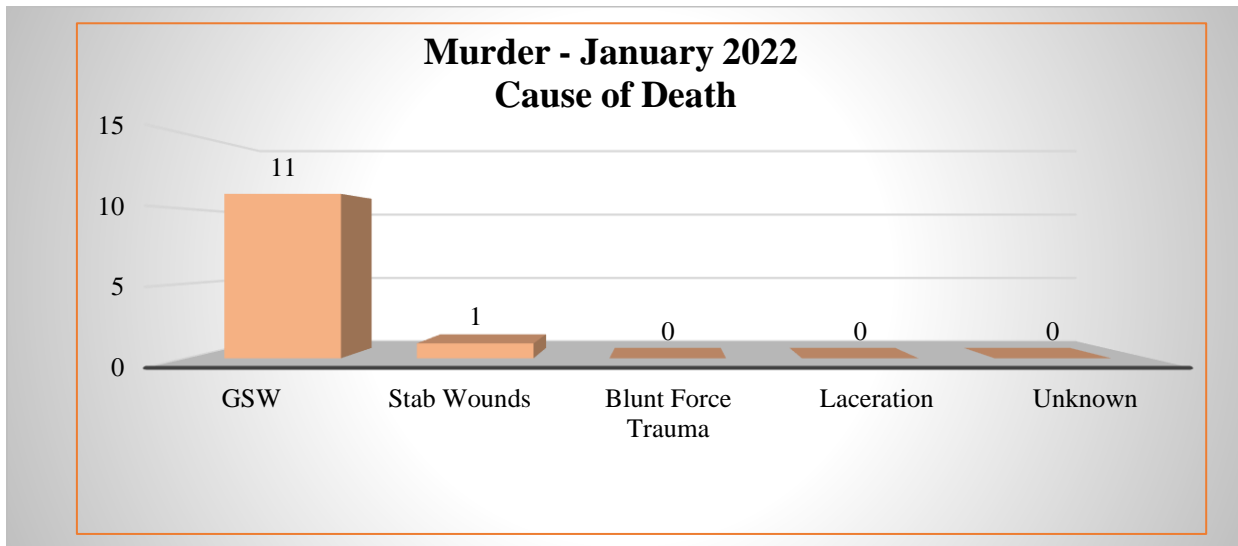
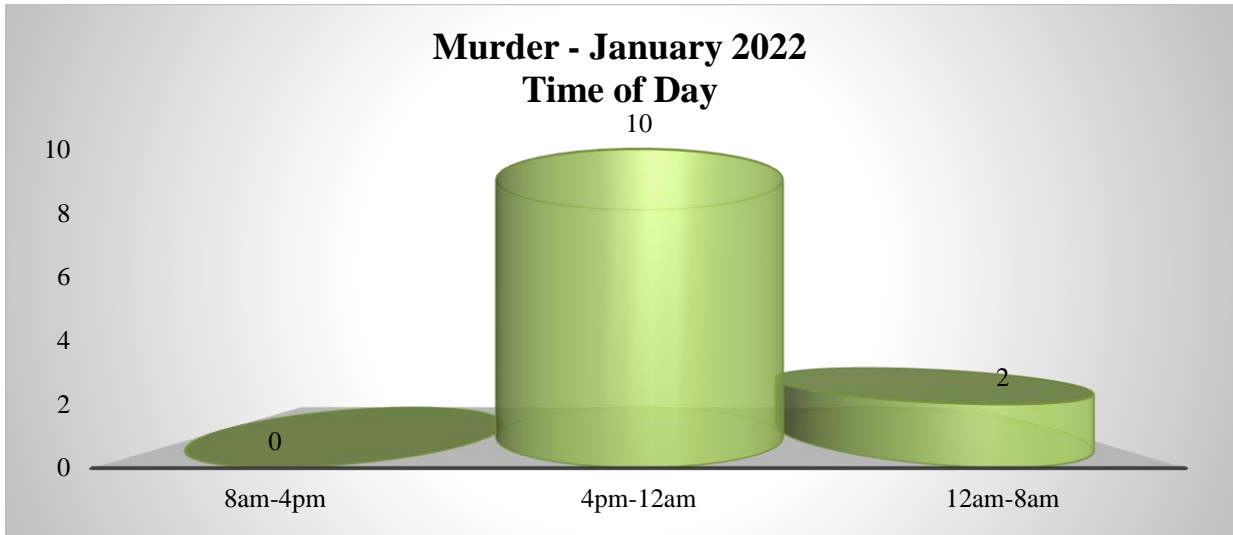
Crimes Against the Person	2022	2021	% CHANGE
Murder	12	10	20
Attempted Murder	4	3	33
Manslaughter	0	0	0
Rape	6	6	0
Attempted Rape	0	0	0
Unlawful Sexual Intercourse	6	11	-45
Armed Robbery	60	33	82
Robbery	13	12	8
Attempted Robbery	1	2	-50
Sub-Total	102	77	32
Crimes Against the Property	2022	2021	% CHANGE
Burglary	7	7	0
Housebreaking	60	45	33
Shopbreaking	32	32	0
Stealing	101	78	29
Stealing from Vehicle	59	39	51
Stolen Vehicle	27	22	23
Sub-Total	286	223	28
Total	388	300	29

Murder

In 2022, murders for January increased by 20% with 12 cases compared to 10 over the same period in 2021.



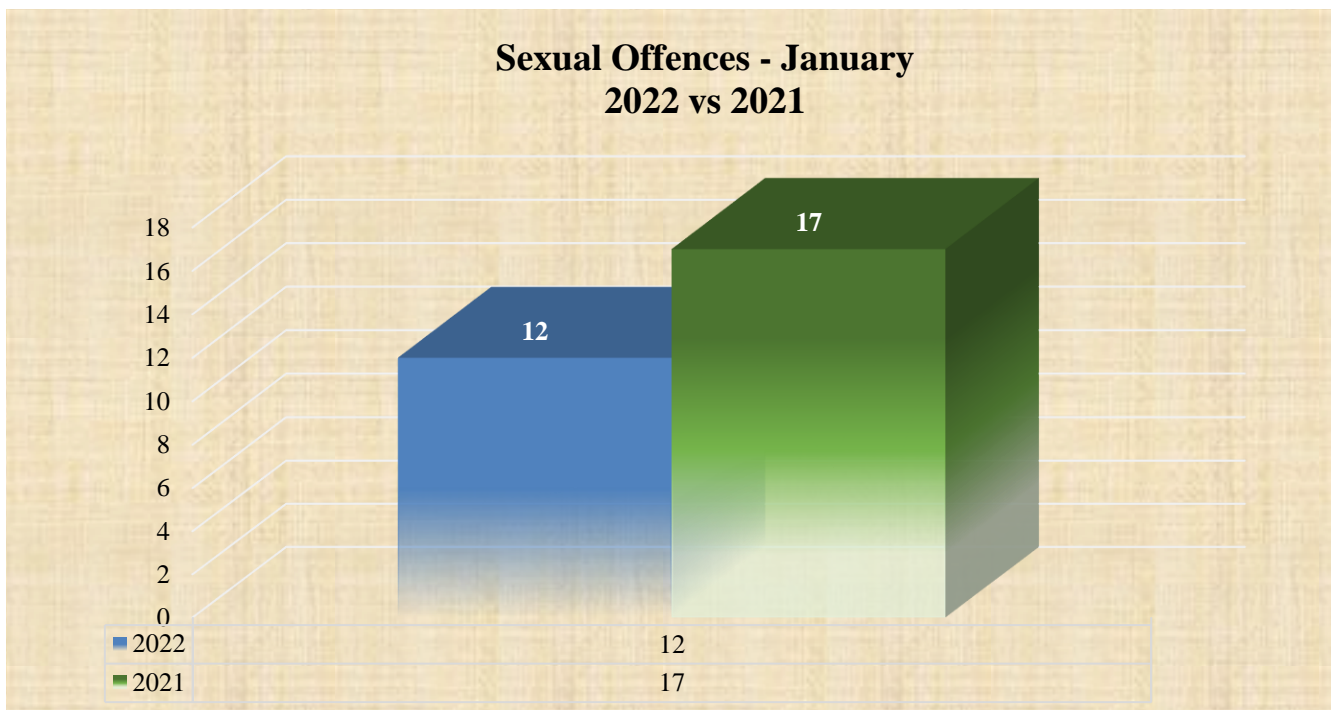
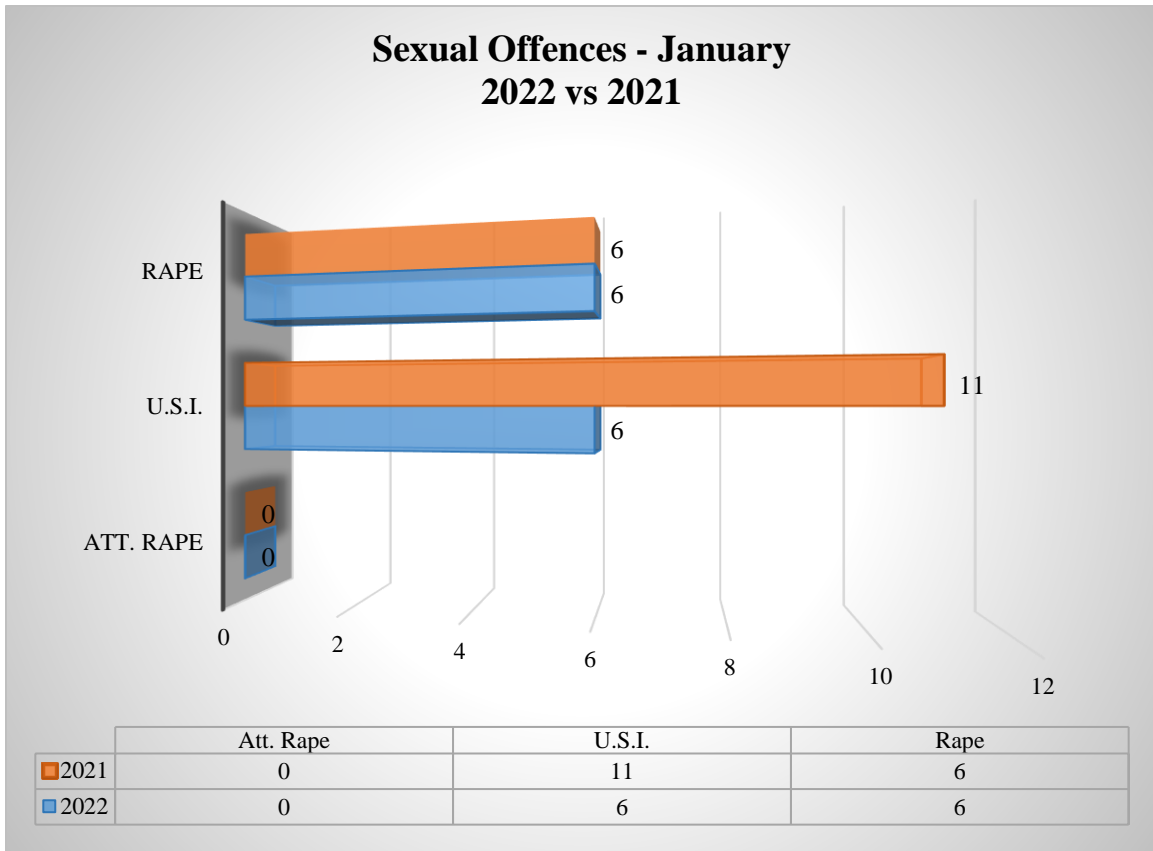
N.B. These are preliminary figures and are subject to change. Research and Policy Branch, RBPF.



N.B. These are preliminary figures and are subject to change. Research and Policy Branch, RBPF.

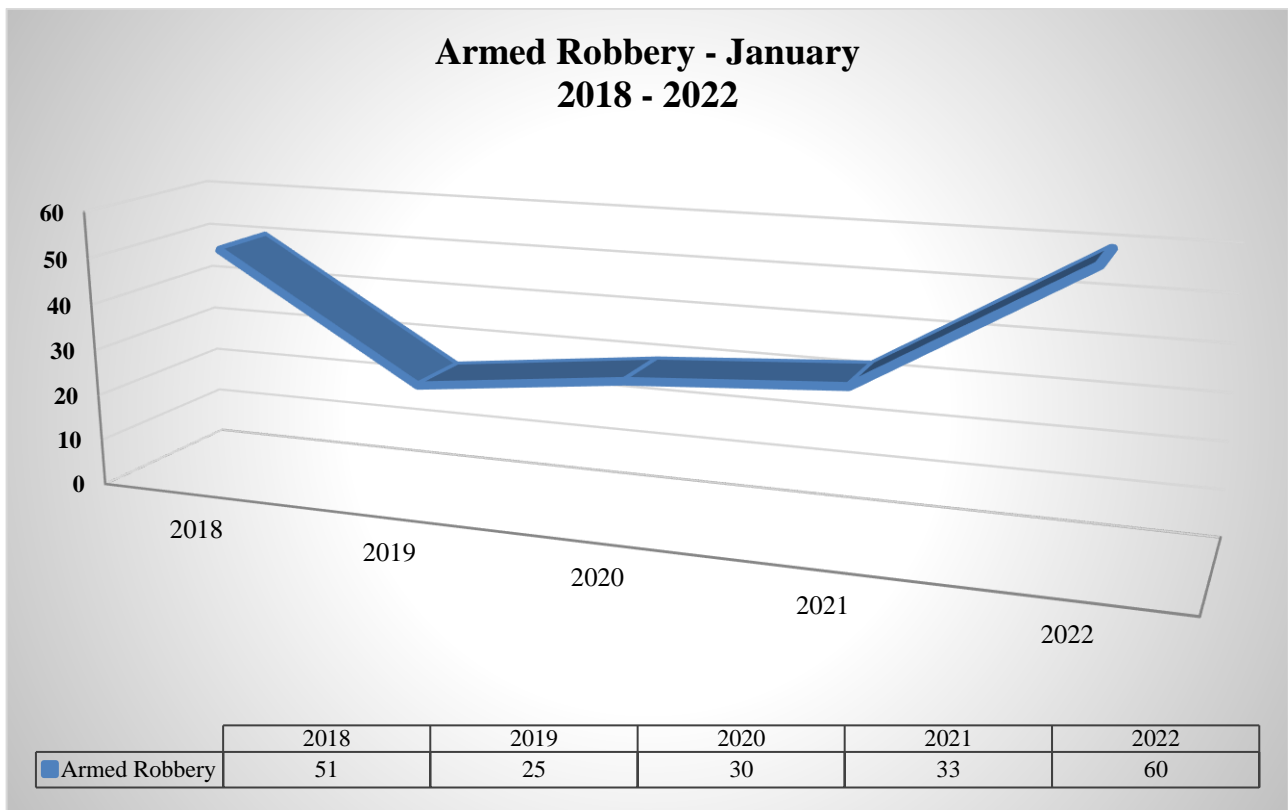
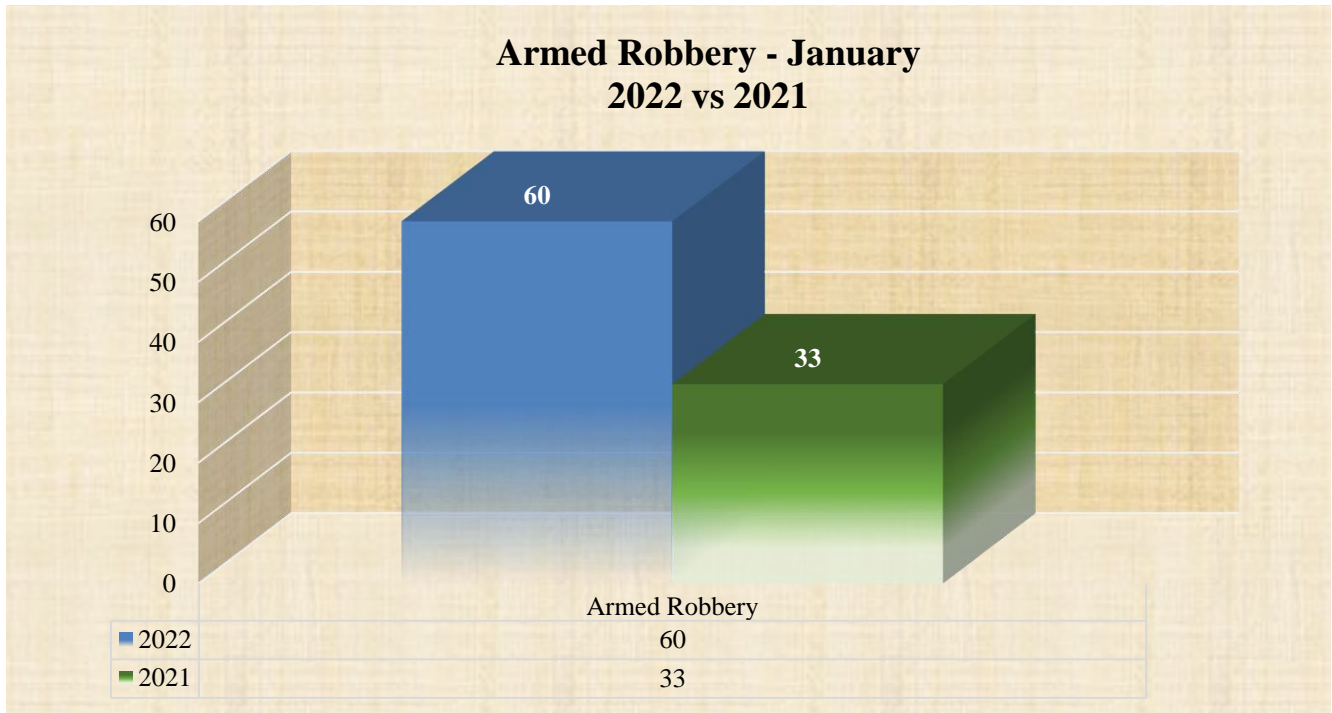
Sexual Offences

For the month of January 2022, reports of sexual offences decreased by 29% with 12 incidents, compared to 17 over the same period in 2021. These offences include rape, unlawful sexual intercourse and attempted rape. (N.B. Unlawful sexual intercourse includes incest).

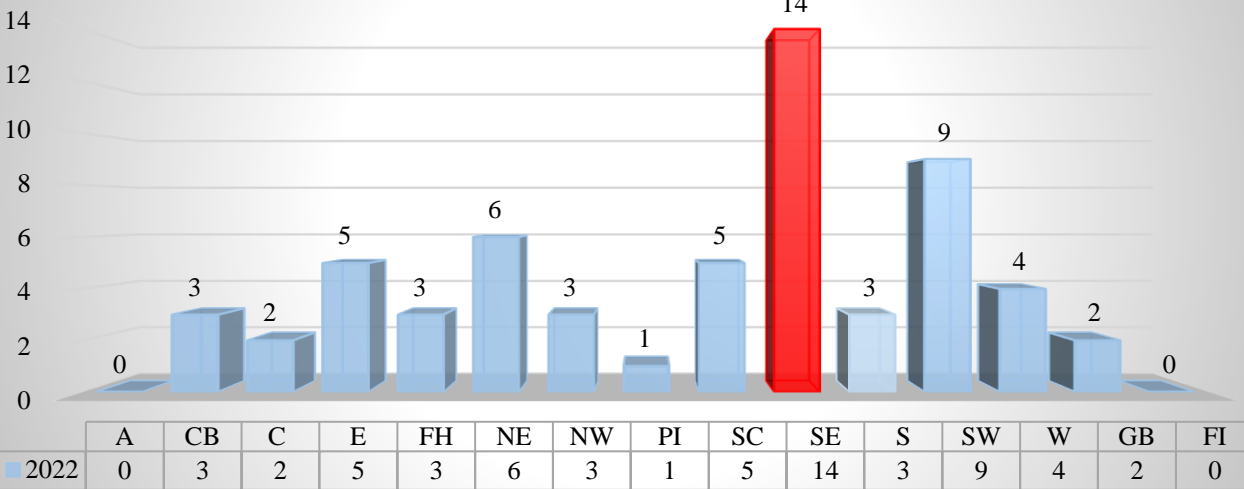


Armed Robbery

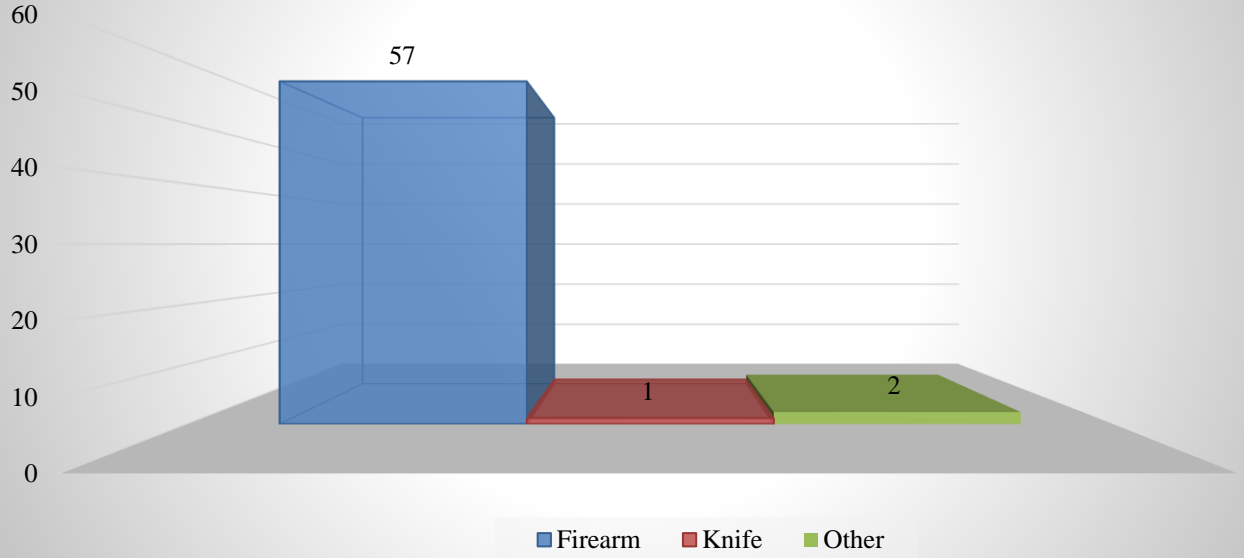
For the period in review, armed robberies increased by 82% with 60 incidents, compared to 33 in 2021.



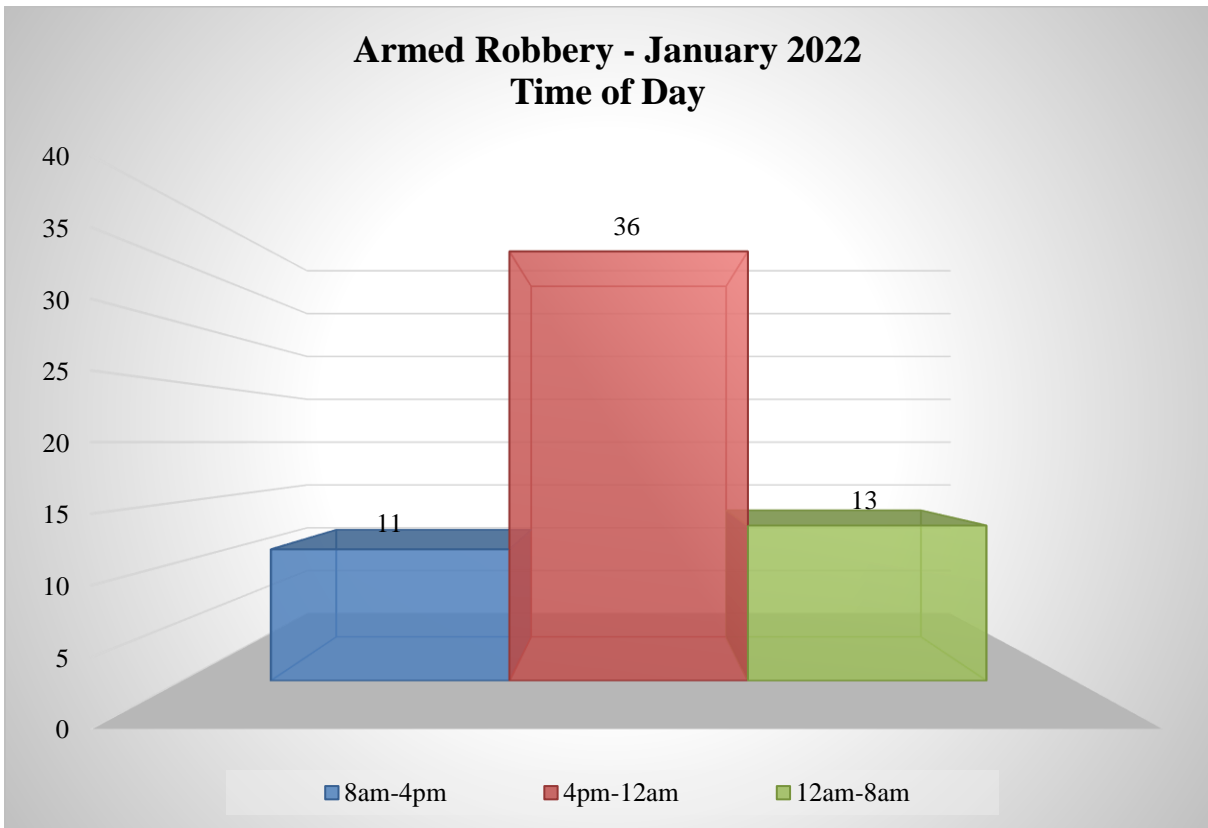
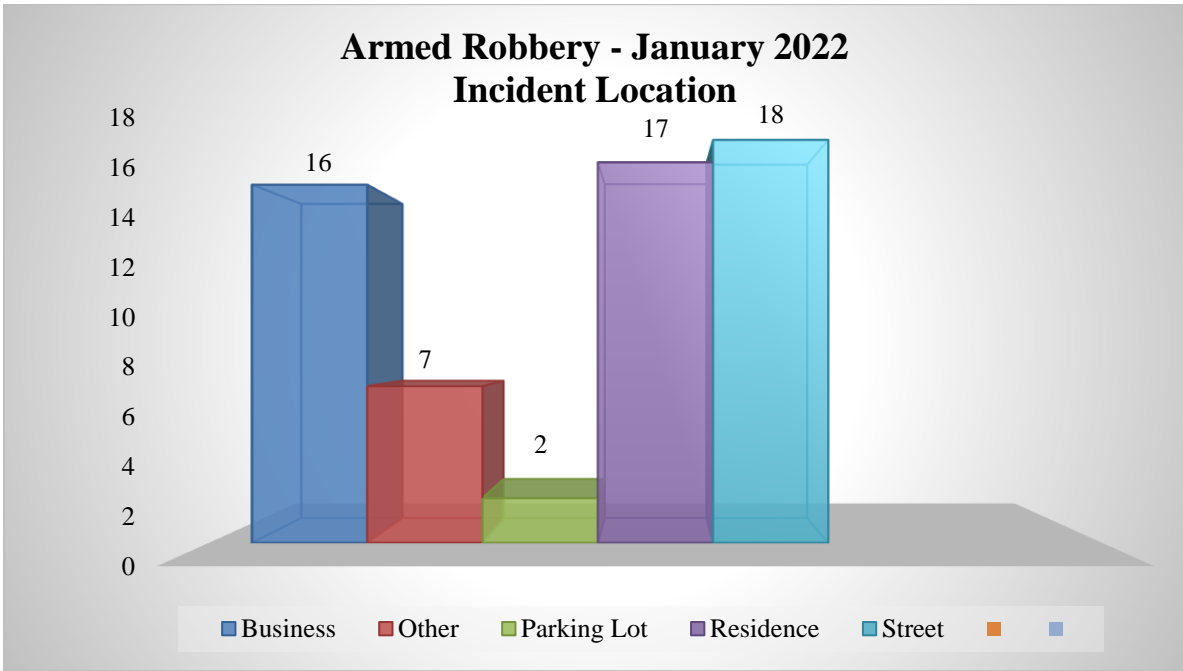
Armed Robbery - Police Division January 2022



Armed Robbery - Weapon Used January 2022



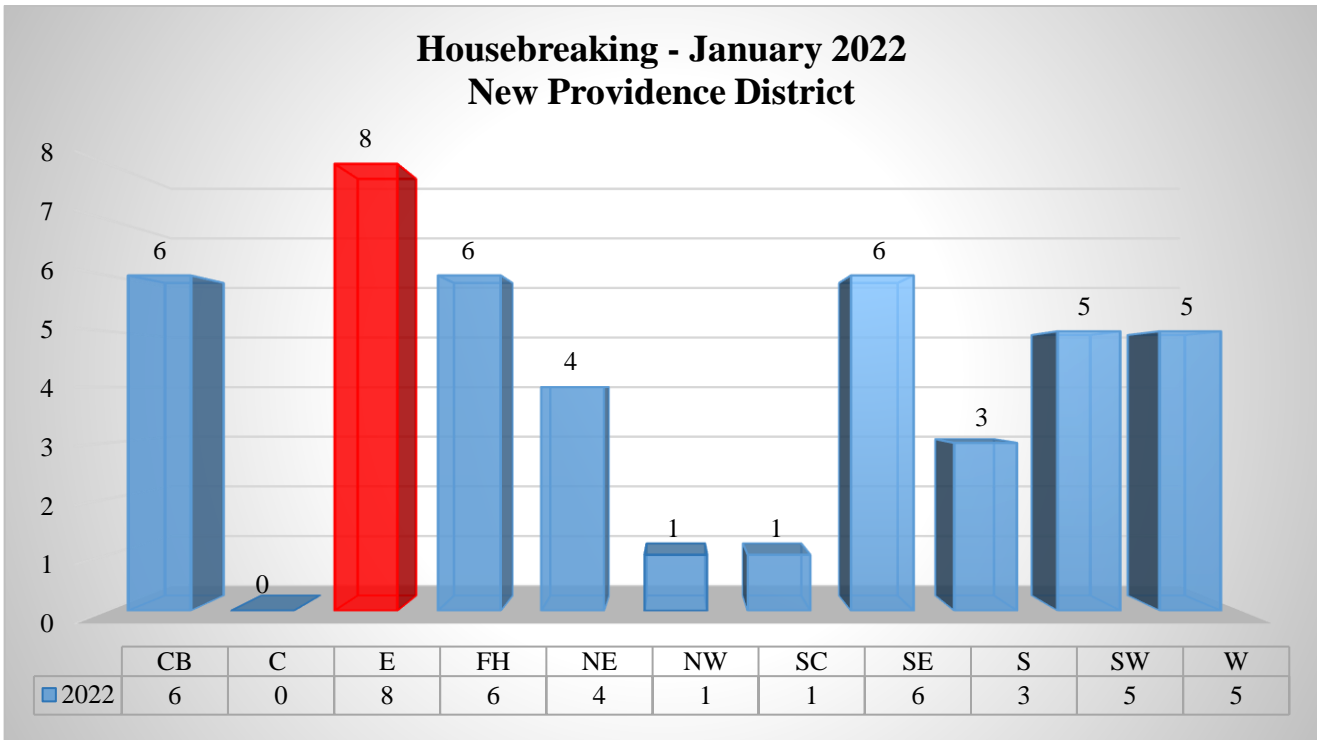
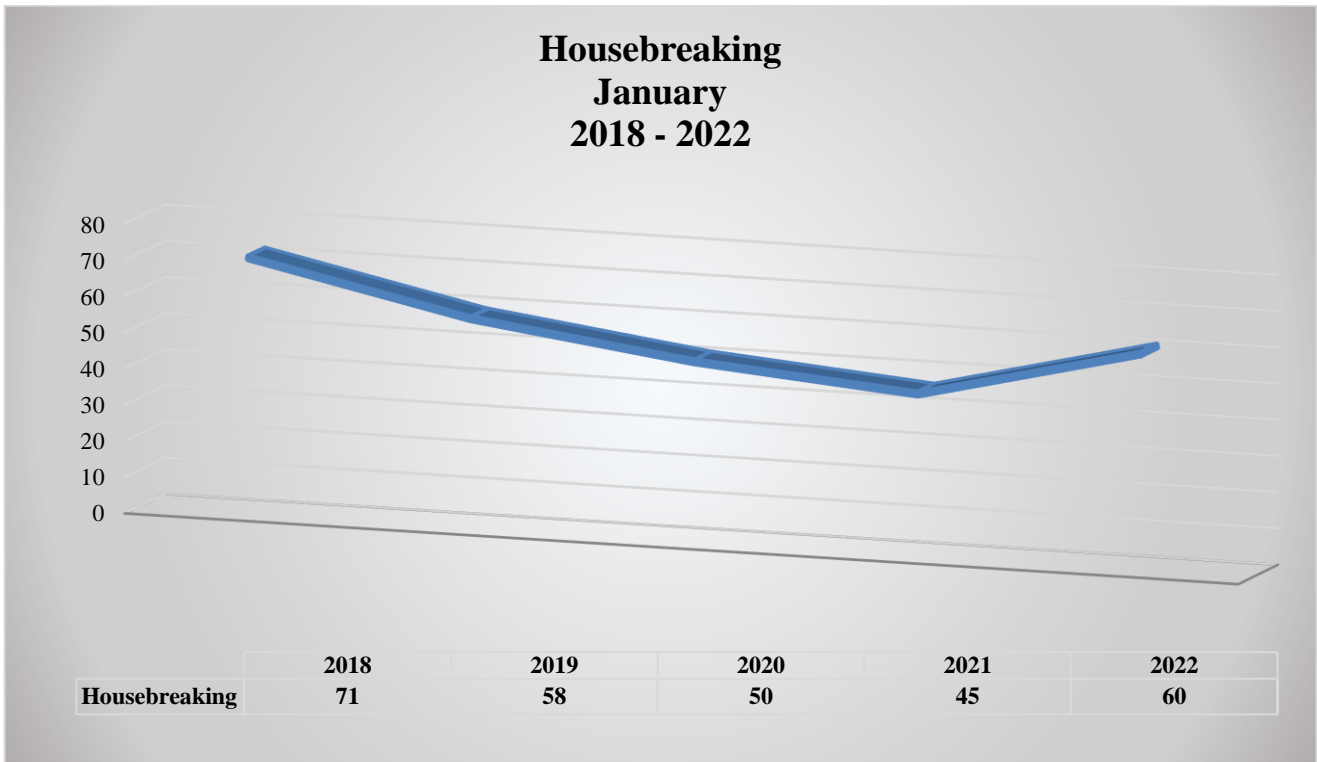
N.B. These are preliminary figures and are subject to change. Research and Policy Branch, RBPF.



N.B. These are preliminary figures and are subject to change. Research and Policy Branch, RBPF.

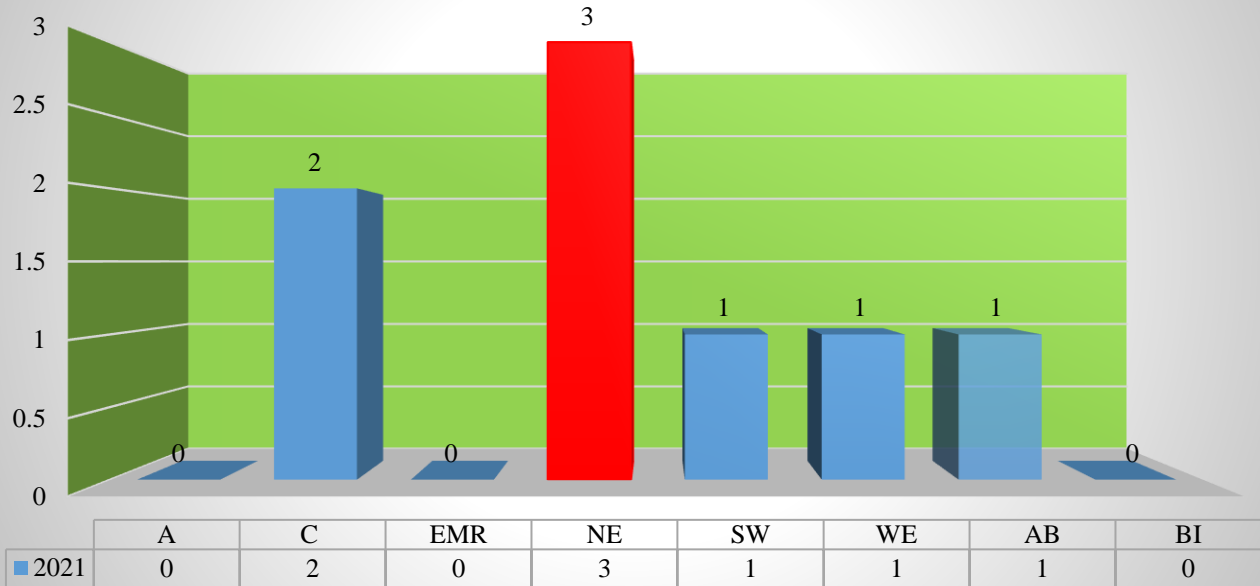
Housebreaking

For January 2022, housebreakings increased by 33% with 60 incidents, compared to 45 over the same period in 2021. Based on preliminary figures, housebreakings were more likely to occur on a Monday and Wednesday than any other day of the week.

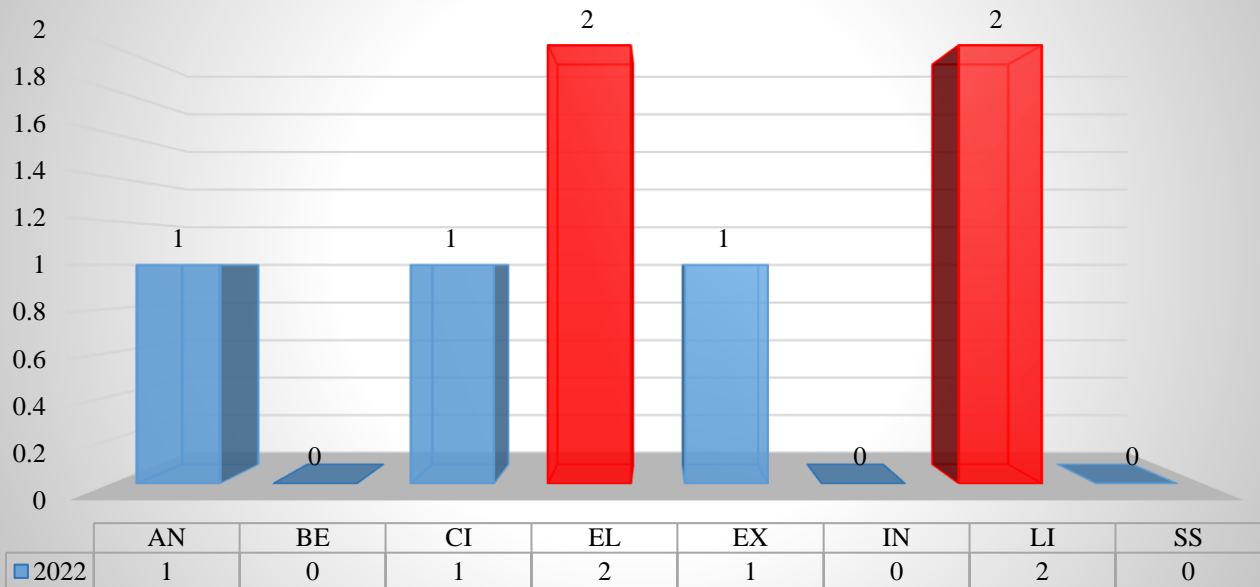


N.B. These are preliminary figures and are subject to change. Research and Policy Branch, RBPF.

Housebreaking - January 2022 Grand Bahama District

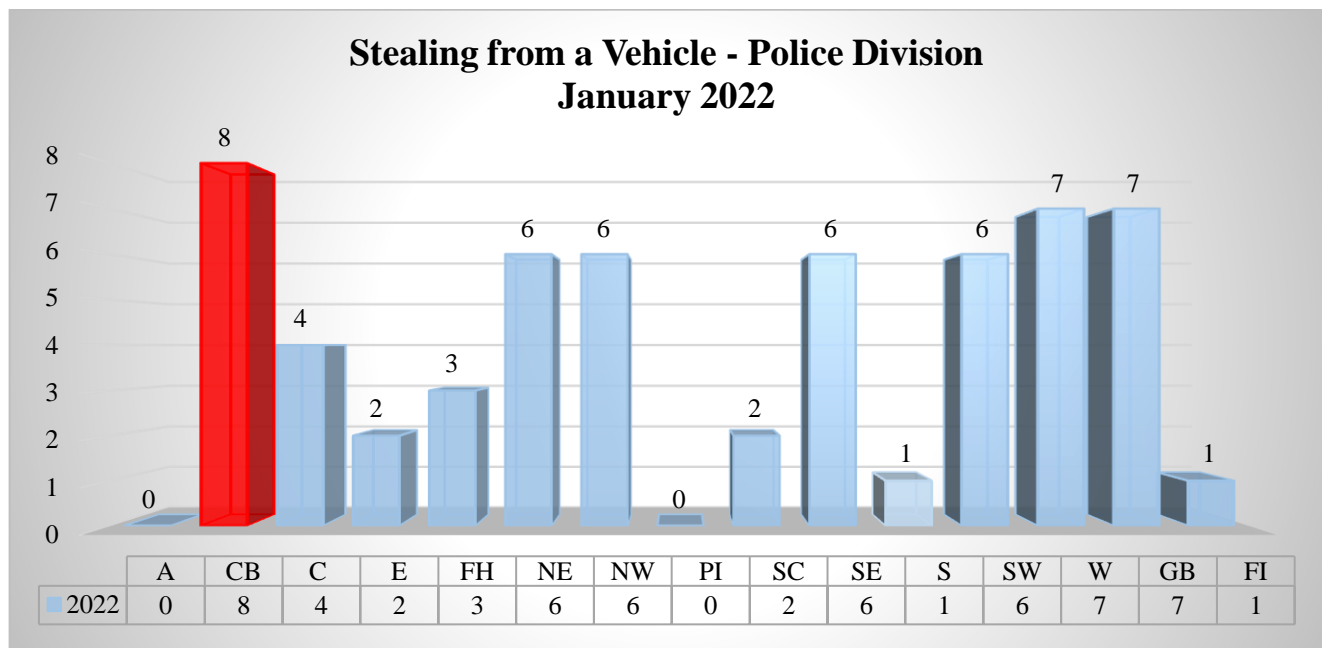
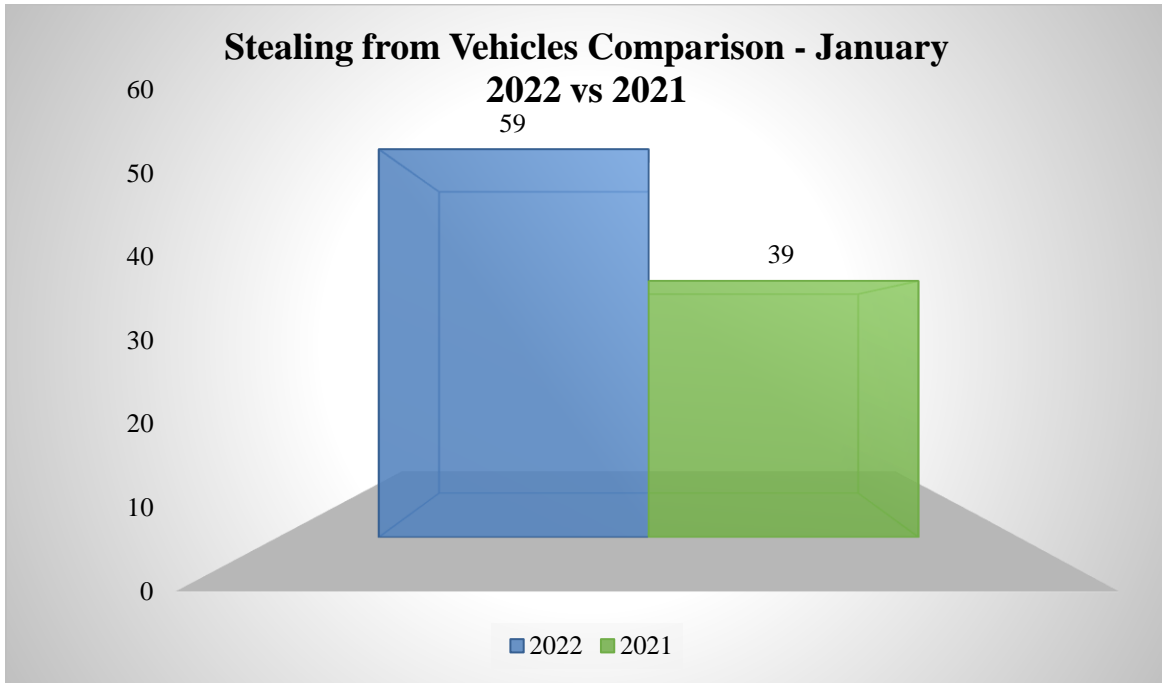


Housebreaking - January 2022 Family Island District

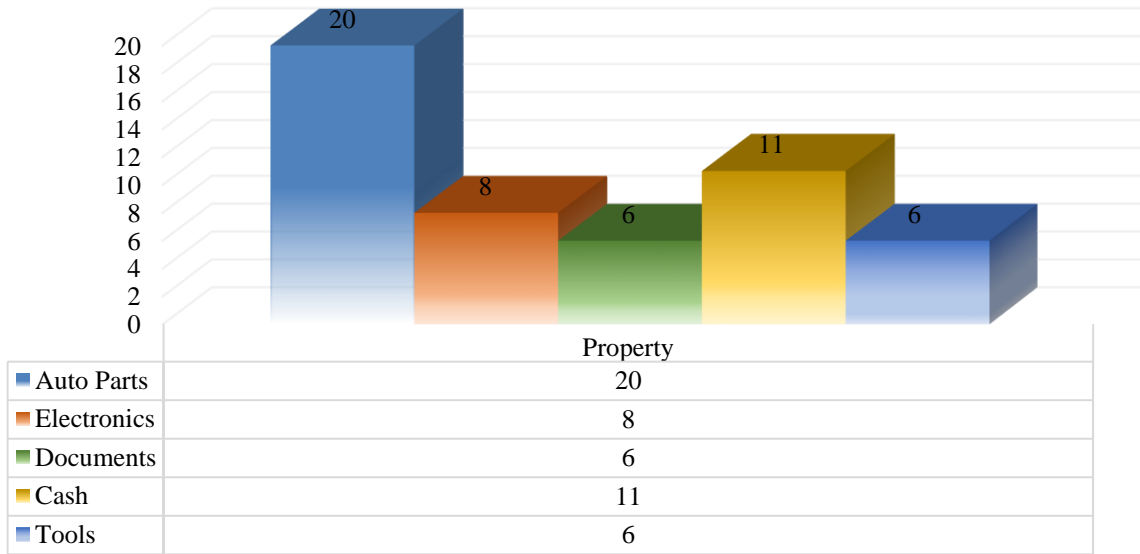


Stealing from Vehicle

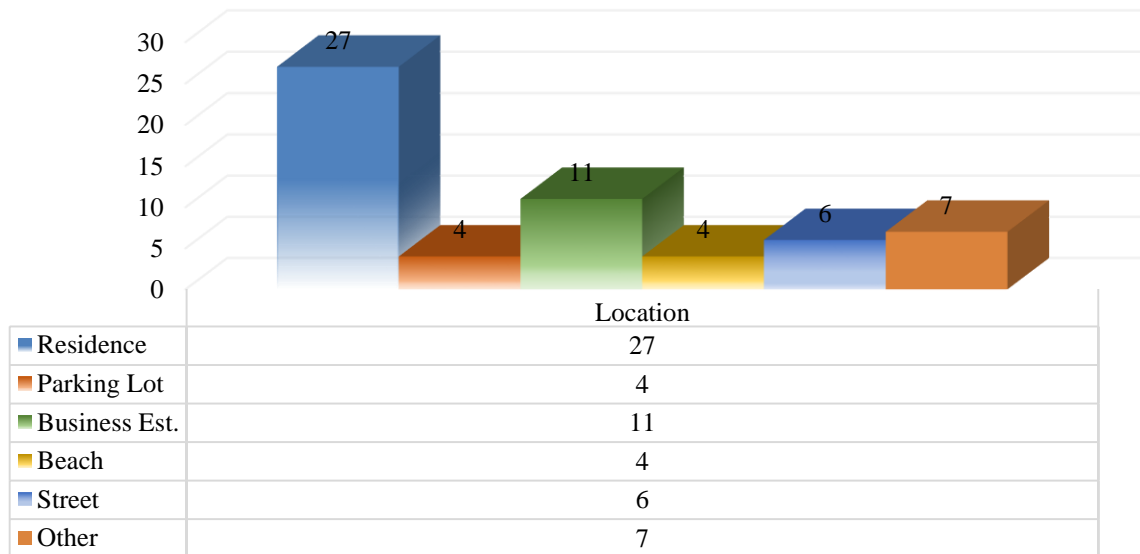
For the month of January 2022, stealing from a vehicle increased by 51%, with 59 incidents, compared to 39 over the same period in 2021. Items of choice stolen from vehicles mostly consisted of electronics, auto parts, cash and documents. Residences were the most targeted areas for this crime, representing 53% of stealing from vehicles incidents. Stealing from vehicles mostly occurred within the Cable Beach Division.



Stealing from Vehicle - Items Stolen January 2022

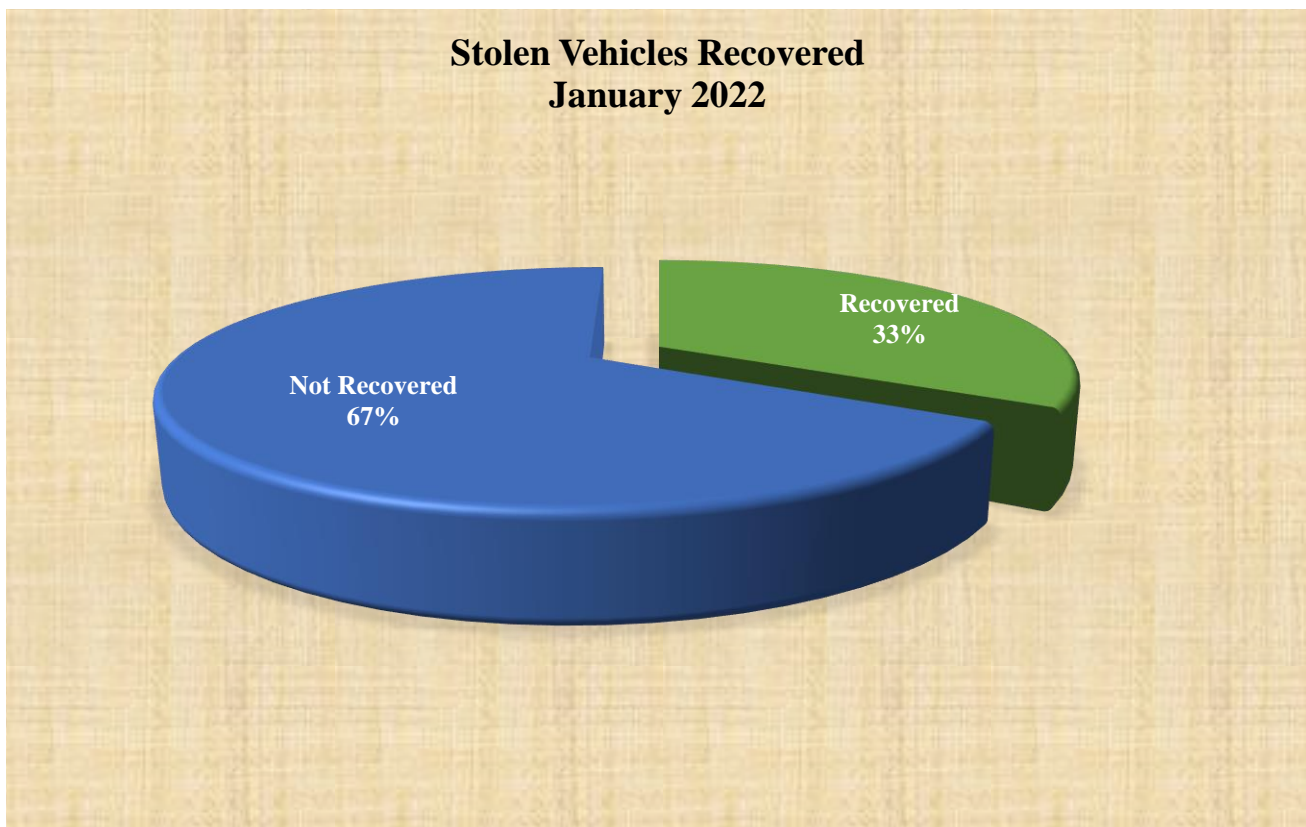
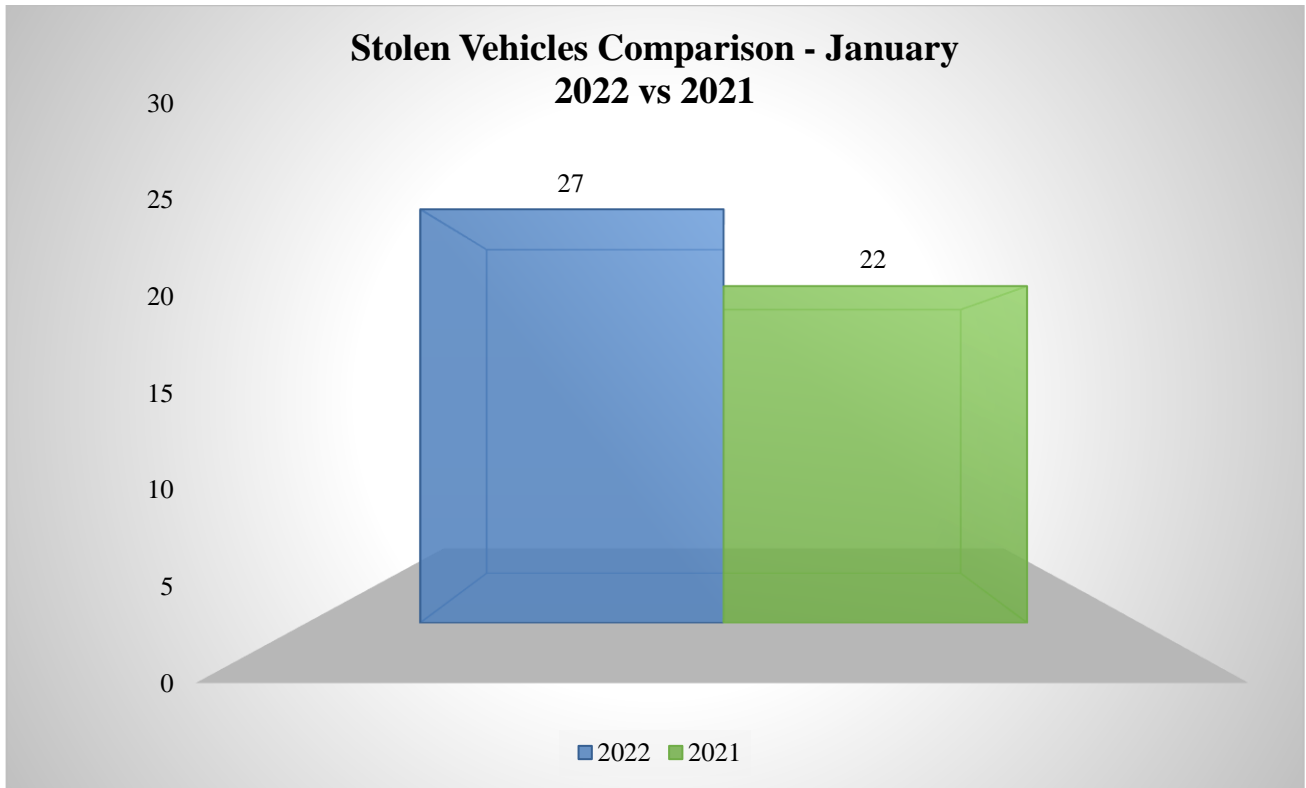


Stealing from Vehicle - Location Type January 2022

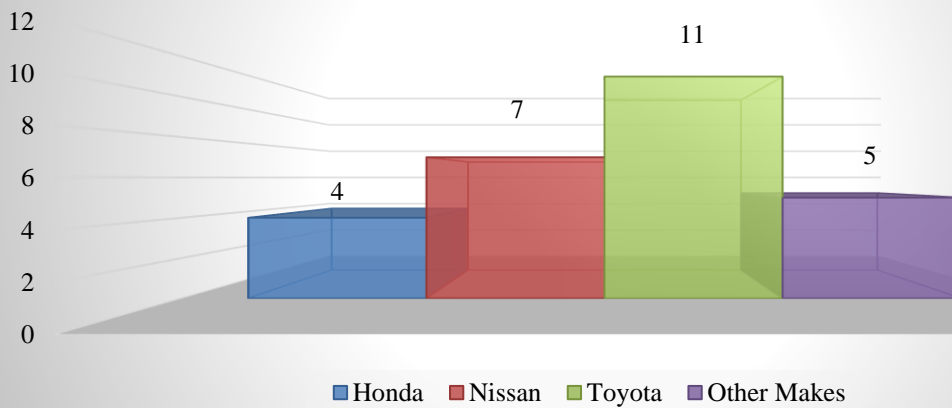


Stolen Vehicle

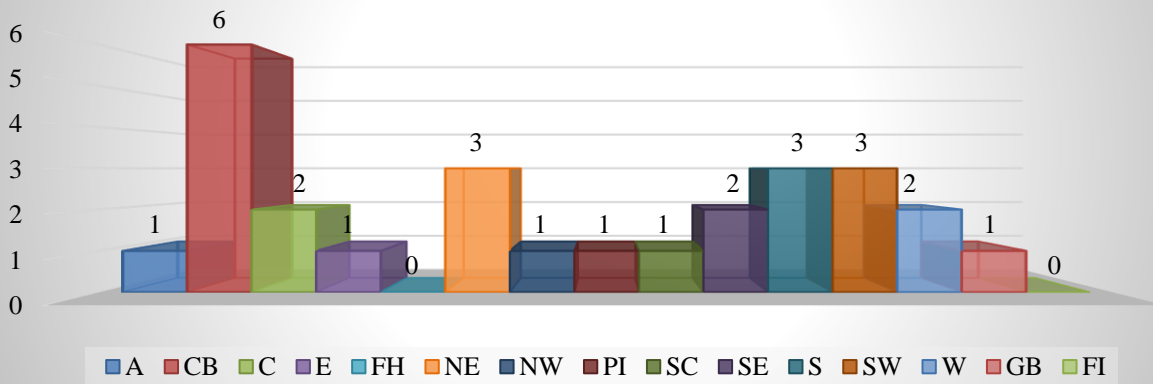
In January 2022, stolen vehicles increased by 23%, with 27 incidents, compared to 22 over the same period in 2021. Nine or 33% of vehicles stolen for the month were recovered.



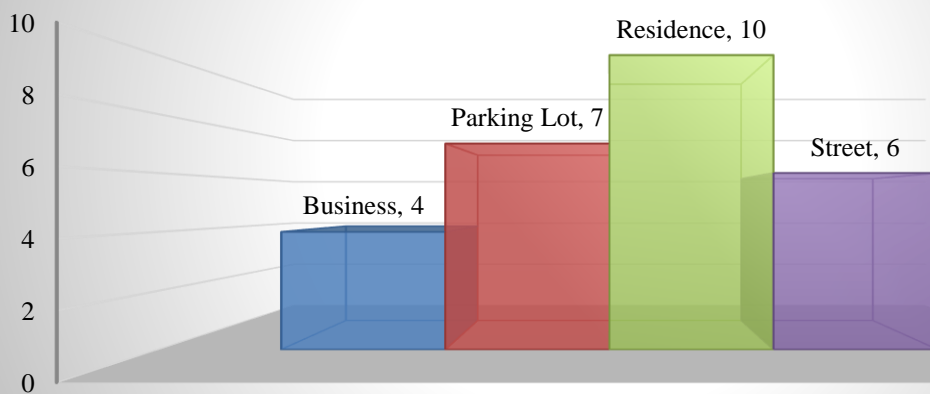
Stolen Vehicles - Make January 2022



Stolen Vehicles - Police Division January 2022



Stolen Vehicles - Incident Location January 2022



**National Reported Crimes
New Providence District
January
2022 vs 2021**

Crimes Against the Person	2022	2021	% CHANGE
Murder	10	9	11
Attempted Murder	4	3	33
Manslaughter	0	0	0
Rape	4	6	-33
Attempted Rape	0	0	0
Unlawful Sexual Intercourse	4	7	-43
Armed Robbery	58	33	76
Robbery	10	10	0
Attempted Robbery	1	2	-50
Sub-Total	91	70	30
Crimes Against the Property	2022	2021	% CHANGE
Burglary	7	6	17
Housebreaking	45	19	137
Shopbreaking	27	16	69
Stealing	74	63	17
Stealing from Vehicle	51	32	59
Stolen Vehicle	24	22	9
Sub-Total	228	158	44
Total	319	228	40

**National Reported Crimes
New Providence District Breakdown
January 2022**

Crimes Against the Person	A	CB	C	E	FH	NE	NW	PI	SC	SE	S	SW	W	Total
Murder	0	0	1	0	0	1	2	0	4	0	1	1	0	10
Attempted Murder	0	0	0	0	0	0	0	0	1	0	2	1	0	4
Manslaughter	0	0	0	0	0	0	0	0	0	0	0	0	0	0
Rape	0	0	0	1	0	0	1	0	0	0	0	1	1	4
Attempted Rape	0	0	0	0	0	0	0	0	0	0	0	0	0	0
Unlawful Sex	0	0	0	1	1	0	0	0	1	0	0	1	0	4
Armed Robbery	0	3	2	5	3	6	3	1	5	14	3	9	4	58
Robbery	0	2	2	0	1	3	1	0	0	1	0	0	0	10
Attempted Robbery	0	0	0	0	0	0	0	0	0	0	1	0	0	1
Sub Total	0	5	5	7	5	10	7	1	11	15	7	13	5	91
Crimes Against the Property	A	CB	C	E	FH	NE	NW	PI	SC	SE	S	SW	W	Total
Burglary	0	0	0	0	0	1	0	0	0	1	0	0	5	7
Housebreaking	0	6	0	8	6	4	1	0	1	6	3	5	5	45
Shopbreaking	0	1	1	1	0	4	2	0	4	4	2	6	2	27
Stealing	2	8	9	2	6	4	4	8	6	7	5	10	3	74
Stealing from Vehicle	0	8	4	2	3	6	6	0	2	6	1	6	7	51
Stolen Vehicle	1	6	2	1	0	3	1	1	1	2	0	4	2	24
Sub Total	3	29	16	14	15	22	14	9	14	26	11	31	24	228
TOTAL	3	34	21	21	20	32	21	10	25	41	18	44	29	319

**National Reported Crimes
New Providence District
Airport Division
January
2022 vs 2021**

Crimes Against the Person	2022	2021	% CHANGE
Murder	0	0	0
Attempted Murder	0	0	0
Manslaughter	0	0	0
Rape	0	0	0
Attempted Rape	0	0	0
Unlawful Sexual Intercourse	0	0	0
Armed Robbery	0	0	0
Robbery	0	0	0
Attempted Robbery	0	0	0
Sub-Total	0	0	0
Crimes Against the Property	2022	2021	% CHANGE
Burglary	0	0	0
Housebreaking	0	0	0
Shopbreaking	0	0	0
Stealing	2	2	0
Stealing from Vehicle	0	0	0
Stolen Vehicle	1	0	N/A
Sub-Total	3	2	50
Total	3	2	50

**National Reported Crimes
New Providence District
Cable Beach Division
January
2022 vs 2021**

Crimes Against the Person	2022	2021	% CHANGE
Murder	0	0	0
Attempted Murder	0	0	0
Manslaughter	0	0	0
Rape	0	0	0
Attempted Rape	0	0	0
Unlawful Sexual Intercourse	0	0	0
Armed Robbery	3	1	200
Robbery	2	0	N/A
Attempted Robbery	0	0	0
Sub-Total	5	1	400
Crimes Against the Property	2022	2021	% CHANGE
Burglary	0	1	N/A
Housebreaking	6	1	500
Shopbreaking	1	1	0
Stealing	8	3	167
Stealing from Vehicle	8	6	33
Stolen Vehicle	6	1	500
Sub-Total	29	13	123
Total	34	14	143

**National Reported Crimes
New Providence District
Central Division
January
2022 vs 2021**

Crimes Against the Person	2022	2021	% CHANGE
Murder	1	0	N/A
Attempted Murder	0	0	0
Manslaughter	0	0	0
Rape	0	0	0
Attempted Rape	0	0	0
Unlawful Sexual Intercourse	0	0	0
Armed Robbery	2	1	100
Robbery	2	2	0
Attempted Robbery	0	0	0
Sub-Total	5	3	67
Crimes Against the Property	2022	2021	% CHANGE
Burglary	0	1	N/A
Housebreaking	0	0	0
Shopbreaking	1	4	-75
Stealing	9	3	200
Stealing from Vehicle	4	1	300
Stolen Vehicle	2	0	N/A
Sub-Total	16	9	78
Total	21	12	75

**National Reported Crimes
New Providence District
Eastern Division
January
2022 vs 2021**

Crimes Against the Person	2022	2021	% CHANGE
Murder	0	0	0
Attempted Murder	0	2	N/A
Manslaughter	0	0	0
Rape	1	0	N/A
Attempted Rape	0	0	0
Unlawful Sexual Intercourse	1	1	0
Armed Robbery	5	0	N/A
Robbery	0	1	N/A
Attempted Robbery	0	0	0
Sub-Total	7	4	75
Crimes Against the Property	2022	2021	% CHANGE
Burglary	0	0	0
Housebreaking	8	0	N/A
Shopbreaking	1	0	N/A
Stealing	2	9	-78
Stealing from Vehicle	2	4	-50
Stolen Vehicle	1	2	-50
Sub-Total	14	15	-7
Total	21	19	11

**National Reported Crimes
New Providence District
Fox Hill Division
January
2022 vs 2021**

Crimes Against the Person	2022	2021	% CHANGE
Murder	0	1	N/A
Attempted Murder	0	0	0
Manslaughter	0	0	0
Rape	0	0	0
Attempted Rape	0	0	0
Unlawful Sexual Intercourse	1	0	N/A
Armed Robbery	3	1	200
Robbery	1	0	N/A
Attempted Robbery	0	0	0
Sub-Total	5	2	150
Crimes Against the Property	2022	2021	% CHANGE
Burglary	0	0	0
Housebreaking	6	3	100
Shopbreaking	0	2	N/A
Stealing	6	3	100
Stealing from Vehicle	3	1	200
Stolen Vehicle	0	2	N/A
Sub-Total	15	11	36
Total	20	13	54

**National Reported Crimes
New Providence District
Northeastern Division
January
2022 vs 2021**

Crimes Against the Person	2022	2021	% CHANGE
Murder	1	1	0
Attempted Murder	0	0	0
Manslaughter	0	0	0
Rape	0	0	0
Attempted Rape	0	0	0
Unlawful Sexual Intercourse	0	1	N/A
Armed Robbery	6	2	200
Robbery	3	2	50
Attempted Robbery	0	0	0
Sub-Total	10	6	67
Crimes Against the Property	2022	2021	% CHANGE
Burglary	1	0	N/A
Housebreaking	4	5	-20
Shopbreaking	4	3	33
Stealing	4	6	-33
Stealing from Vehicle	6	5	20
Stolen Vehicle	3	5	-40
Sub-Total	22	24	-8
Total	32	30	7

**National Reported Crimes
New Providence District
Northwestern Division
January
2022 vs 2021**

Crimes Against the Person	2022	2021	% CHANGE
Murder	2	0	N/A
Attempted Murder	0	0	0
Manslaughter	0	0	0
Rape	1	0	N/A
Attempted Rape	0	0	0
Unlawful Sexual Intercourse	0	0	0
Armed Robbery	3	0	N/A
Robbery	1	0	N/A
Attempted Robbery	0	0	0
Sub-Total	7	0	N/A
Crimes Against the Property	2022	2021	% CHANGE
Burglary	0	1	N/A
Housebreaking	1	3	-67
Shopbreaking	2	1	100
Stealing	4	0	N/A
Stealing from Vehicle	6	2	200
Stolen Vehicle	1	1	0
Sub-Total	14	8	75
Total	21	8	163

**National Reported Crimes
New Providence District
Paradise Island Division
January
2022 vs 2021**

Crimes Against the Person	2022	2021	% CHANGE
Murder	0	0	0
Attempted Murder	0	0	0
Manslaughter	0	0	0
Rape	0	1	N/A
Attempted Rape	0	0	0
Unlawful Sexual Intercourse	0	0	0
Armed Robbery	1	0	N/A
Robbery	0	0	0
Attempted Robbery	0	0	0
Sub-Total	1	1	0
Crimes Against the Property	2022	2021	% CHANGE
Burglary	0	0	0
Housebreaking	0	0	0
Shopbreaking	0	0	0
Stealing	8	2	300
Stealing from Vehicle	0	0	0
Stolen Vehicle	1	0	N/A
Sub-Total	9	2	350
Total	10	3	233

**National Reported Crimes
New Providence District
South Central Division
January
2022 vs 2021**

Crimes Against the Person	2022	2021	% CHANGE
Murder	4	2	100
Attempted Murder	1	0	N/A
Manslaughter	0	0	0
Rape	0	1	N/A
Attempted Rape	0	0	0
Unlawful Sexual Intercourse	1	2	-50
Armed Robbery	5	16	-69
Robbery	0	1	N/A
Attempted Robbery	0	1	N/A
Sub-Total	11	23	-52
Crimes Against the Property	2022	2021	% CHANGE
Burglary	0	1	N/A
Housebreaking	1	0	N/A
Shopbreaking	4	3	33
Stealing	6	5	20
Stealing from Vehicle	2	2	0
Stolen Vehicle	1	3	-67
Sub-Total	14	14	0
Total	25	37	-32

**National Reported Crimes
New Providence District
Southeastern Division
January
2022 vs 2021**

Crimes Against the Person	2022	2021	% CHANGE
Murder	0	3	N/A
Attempted Murder	0	0	0
Manslaughter	0	0	0
Rape	0	1	N/A
Attempted Rape	0	0	0
Unlawful Sexual Intercourse	0	2	N/A
Armed Robbery	14	5	180
Robbery	1	0	N/A
Attempted Robbery	0	0	0
Sub-Total	15	11	36
Crimes Against the Property	2022	2021	% CHANGE
Burglary	1	1	0
Housebreaking	6	2	200
Shopbreaking	4	1	300
Stealing	7	7	0
Stealing from Vehicle	6	7	-14
Stolen Vehicle	2	0	N/A
Sub-Total	26	18	44
Total	41	29	41

**National Reported Crimes
New Providence District
Southern Division
January
2022 vs 2021**

Crimes Against the Person	2022	2021	% CHANGE
Murder	1	1	0
Attempted Murder	2	1	100
Manslaughter	0	0	0
Rape	0	1	N/A
Attempted Rape	0	0	0
Unlawful Sexual Intercourse	0	0	0
Armed Robbery	3	2	50
Robbery	0	2	N/A
Attempted Robbery	1	0	N/A
Sub-Total	7	7	0
Crimes Against the Property	2022	2021	% CHANGE
Burglary	0	0	0
Housebreaking	3	2	50
Shopbreaking	2	0	N/A
Stealing	5	2	150
Stealing from Vehicle	1	0	N/A
Stolen Vehicle	0	0	0
Sub-Total	11	4	175
Total	18	11	64

**National Reported Crimes
New Providence District
Southwestern Division
January
2022 vs 2021**

Crimes Against the Person	2022	2021	% CHANGE
Murder	1	1	0
Attempted Murder	1	0	N/A
Manslaughter	0	0	0
Rape	1	1	0
Attempted Rape	0	0	0
Unlawful Sexual Intercourse	1	1	0
Armed Robbery	9	4	125
Robbery	0	2	N/A
Attempted Robbery	0	1	N/A
Sub-Total	13	10	30
Crimes Against the Property	2022	2021	% CHANGE
Burglary	0	1	N/A
Housebreaking	5	3	67
Shopbreaking	6	1	500
Stealing	10	14	-29
Stealing from Vehicle	6	4	50
Stolen Vehicle	4	7	-43
Sub-Total	31	30	3
Total	44	40	10

**National Reported Crimes
New Providence District
Western Division
January
2022 vs 2021**

Crimes Against the Person	2022	2021	% CHANGE
Murder	0	0	0
Attempted Murder	0	0	0
Manslaughter	0	0	0
Rape	1	1	0
Attempted Rape	0	0	0
Unlawful Sexual Intercourse	0	0	0
Armed Robbery	4	1	300
Robbery	0	0	0
Attempted Robbery	0	0	0
Sub-Total	5	2	150
Crimes Against the Property	2022	2021	% CHANGE
Burglary	5	0	N/A
Housebreaking	5	0	N/A
Shopbreaking	2	0	N/A
Stealing	3	7	-57
Stealing from Vehicle	7	0	N/A
Stolen Vehicle	2	1	100
Sub-Total	24	8	200
Total	29	10	190

**National Reported Crimes
Grand Bahama & Northern Bahamas District (Abaco & Bimini)
January
2022 vs 2021**

Crimes Against the Person	2022	2021	% CHANGE
Murder	2	1	100
Attempted Murder	0	0	0
Manslaughter	0	0	0
Rape	1	0	N/A
Attempted Rape	0	0	0
Unlawful Sexual Intercourse	2	4	-50
Armed Robbery	2	0	N/A
Robbery	3	2	50
Attempted Robbery	0	0	0
Sub-Total	10	7	43
Crimes Against the Property	2022	2021	% CHANGE
Burglary	0	1	N/A
Housebreaking	8	15	-47
Shopbreaking	5	5	0
Stealing	13	10	30
Stealing from Vehicle	7	6	17
Stolen Vehicle	3	0	N/A
Sub-Total	36	37	-3
Total	46	44	5

**National Reported Crimes
Grand Bahama & Northern Bahamas District (Abaco & Bimini) Breakdown
January
2022**

Crimes Against the Person	A	C	EMR	NE	SW	WE	AB GBNB	BI GBNB	Total
Murder	0	0	1	0	0	0	1	0	2
Attempted Murder	0	0	0	0	0	0	0	0	0
Manslaughter	0	0	0	0	0	0	0	0	0
Rape	0	0	0	1	0	0	0	0	1
Attempted Rape	0	0	0	0	0	0	0	0	0
Unlawful Sex	0	0	2	0	0	0	0	0	2
Armed Robbery	0	2	0	0	0	0	0	0	2
Robbery	2	0	0	0	1	0	0	0	3
Attempted Robbery	0	0	0	0	0	0	0	0	0
Sub Total	2	2	3	1	1	0	1	0	10
Crimes Against the Property	A	C	EMR	NE	SW	WE	AB	BI	Total
Burglary	0	0	0	0	0	0	0	0	0
Housebreaking	0	2	0	3	1	1	1	0	8
Shopbreaking	0	3	0	1	1	0	0	0	5
Stealing	0	2	1	1	1	1	6	1	13
Stealing from Vehicle	0	1	2	1	1	1	1	0	7
Stolen Vehicle	0	0	0	0	1	0	2	0	3
Sub Total	0	8	3	6	5	3	10	1	36
TOTAL	2	10	6	7	6	3	11	1	46

**National Reported Crimes
Grand Bahama & Northern Bahamas District (Abaco & Bimini)
Airport Division
January
2022 vs 2021**

Crimes Against the Person	2022	2021	% CHANGE
Murder	0	0	0
Attempted Murder	0	0	0
Manslaughter	0	0	0
Rape	0	0	0
Attempted Rape	0	0	0
Unlawful Sexual Intercourse	0	0	0
Armed Robbery	0	0	0
Robbery	2	0	N/A
Attempted Robbery	0	0	0
Sub-Total	2	0	N/A
Crimes Against the Property	2022	2021	Total
Burglary	0	0	0
Housebreaking	0	0	0
Shopbreaking	0	0	0
Stealing	0	0	0
Stealing from Vehicle	0	0	0
Stolen Vehicle	0	0	0
Sub-Total	0	0	0
Total	2	0	N/A

**National Reported Crimes
Grand Bahama & Northern Bahamas District (Abaco & Bimini)
Central Division
January
2022 vs 2021**

Crimes Against the Person	2022	2021	% CHANGE
Murder	0	0	0
Attempted Murder	0	0	0
Manslaughter	0	0	0
Rape	0	0	0
Attempted Rape	0	0	0
Unlawful Sexual Intercourse	0	0	0
Armed Robbery	2	0	N/A
Robbery	0	0	0
Attempted Robbery	0	0	0
Sub-Total	2	0	N/A
Crimes Against the Property	2022	2021	Total
Burglary	0	0	0
Housebreaking	2	1	100
Shopbreaking	3	2	50
Stealing	2	2	0
Stealing from Vehicle	1	4	-75
Stolen Vehicle	0	0	0
Sub-Total	8	9	-11
Total	10	9	11

**National Reported Crimes
Grand Bahama & Northern Bahamas District (Abaco & Bimini)
Eight Mile Rock Division
January
2022 vs 2021**

Crimes Against the Person	2022	2021	% CHANGE
Murder	1	0	N/A
Attempted Murder	0	0	0
Manslaughter	0	0	0
Rape	0	0	0
Attempted Rape	0	0	0
Unlawful Sexual Intercourse	2	0	N/A
Armed Robbery	0	0	0
Robbery	0	0	0
Attempted Robbery	0	0	0
Sub-Total	3	0	N/A
Crimes Against the Property	2022	2021	% CHANGE
Burglary	0	0	0
Housebreaking	0	1	N/A
Shopbreaking	0	0	0
Stealing	1	1	0
Stealing from Vehicle	2	0	N/A
Stolen Vehicle	0	0	0
Sub-Total	3	2	50
Total	6	2	200

**National Reported Crimes
Grand Bahama & Northern Bahamas District (Abaco & Bimini)
Northeastern Division
January
2022 vs 2021**

Crimes Against the Person	2022	2021	% CHANGE
Murder	0	0	0
Attempted Murder	0	0	0
Manslaughter	0	0	0
Rape	1	0	N/A
Attempted Rape	0	0	0
Unlawful Sexual Intercourse	0	0	0
Armed Robbery	0	0	0
Robbery	0	0	0
Attempted Robbery	0	0	0
Sub-Total	1	0	N/A
Crimes Against the Property	2022	2021	% CHANGE
Burglary	0	0	0
Housebreaking	3	0	N/A
Shopbreaking	1	0	N/A
Stealing	1	0	N/A
Stealing from Vehicle	1	1	0
Stolen Vehicle	0	0	0
Sub-Total	6	1	500
Total	7	1	600

**National Reported Crimes
Grand Bahama & Northern Bahamas District (Abaco & Bimini)
Southwestern Division
January
2022 vs 2021**

Crimes Against the Person	2022	2021	% CHANGE
Murder	0	0	0
Attempted Murder	0	0	0
Manslaughter	0	0	0
Rape	0	0	0
Attempted Rape	0	0	0
Unlawful Sexual Intercourse	0	1	N/A
Armed Robbery	0	0	0
Robbery	1	1	0
Attempted Robbery	0	0	0
Sub-Total	1	2	-50
Crimes Against the Property	2022	2021	Total
Burglary	0	1	N/A
Housebreaking	1	3	-67
Shopbreaking	1	1	0
Stealing	1	0	N/A
Stealing from Vehicle	1	1	0
Stolen Vehicle	1	0	N/A
Sub-Total	5	6	-17
Total	6	8	-25

**National Reported Crimes
Grand Bahama & Northern Bahamas District (Abaco & Bimini)
West End Division
January
2022 vs 2021**

Crimes Against the Person	2022	2021	% CHANGE
Murder	0	0	0
Attempted Murder	0	0	0
Manslaughter	0	0	0
Rape	0	0	0
Attempted Rape	0	0	0
Unlawful Sexual Intercourse	0	0	0
Armed Robbery	0	0	0
Robbery	0	0	0
Attempted Robbery	0	0	0
Sub-Total	0	0	0
Crimes Against the Property	2022	2021	% CHANGE
Burglary	0	0	0
Housebreaking	1	0	N/A
Shopbreaking	0	0	0
Stealing	1	0	N/A
Stealing from Vehicle	1	0	N/A
Stolen Vehicle	0	0	0
Sub-Total	3	0	N/A
Total	3	0	N/A

**National Reported Crimes
Grand Bahama & Northern Bahamas District (Abaco & Bimini)
Abaco Division
January
2022 vs 2021**

Crimes Against the Person	2022	2021	% CHANGE
Murder	1	1	0
Attempted Murder	0	0	0
Manslaughter	0	0	0
Rape	0	0	0
Attempted Rape	0	0	0
Unlawful Sexual Intercourse	0	2	N/A
Armed Robbery	0	0	0
Robbery	0	1	N/A
Attempted Robbery	0	0	0
Sub-Total	1	4	-75
Crimes Against the Property	2022	2021	% CHANGE
Burglary	0	0	0
Housebreaking	1	10	-90
Shopbreaking	0	2	N/A
Stealing	6	5	20
Stealing from Vehicle	1	0	N/A
Stolen Vehicle	2	0	N/A
Sub-Total	10	17	-41
Total	11	21	-48

**National Reported Crimes
Grand Bahama & Northern Bahamas District (Abaco & Bimini)
Bimini Division
January
2022 vs 2021**

Crimes Against the Person	2022	2021	% CHANGE
Murder	0	0	0
Attempted Murder	0	0	0
Manslaughter	0	0	0
Rape	0	0	0
Attempted Rape	0	0	0
Unlawful Sexual Intercourse	0	1	N/A
Armed Robbery	0	0	0
Robbery	0	0	0
Attempted Robbery	0	0	0
Sub-Total	0	1	N/A
Crimes Against the Property	2022	2021	% CHANGE
Burglary	0	0	0
Housebreaking	0	0	0
Shopbreaking	0	0	0
Stealing	1	2	-50
Stealing from Vehicle	0	0	0
Stolen Vehicle	0	0	0
Sub-Total	1	2	-50
Total	1	3	-67

**National Reported Crimes
Family Islands District
(Central & Southern Bahamas)
January
2022 vs 2021**

Crimes Against the Person	2022	2021	% CHANGE
Murder	0	0	0
Attempted Murder	0	0	0
Manslaughter	0	0	0
Rape	1	0	N/A
Attempted Rape	0	0	0
Unlawful Sexual Intercourse	0	0	0
Armed Robbery	0	0	0
Robbery	0	0	0
Attempted Robbery	0	0	0
Sub-Total	1	0	N/A
Crimes Against the Property	2022	2021	% CHANGE
Burglary	0	0	0
Housebreaking	7	11	-36
Shopbreaking	0	11	N/A
Stealing	14	5	180
Stealing from Vehicle	1	1	0
Stolen Vehicle	0	0	0
Sub-Total	22	28	-21
Total	23	28	-18

**National Reported Crimes
Family Islands District Breakdown
(Central & Southern Bahamas)
January
2022**

Crimes Against Person	AC	AN	BE	CI	EL	EX	IN	LI	M	RC	SS	Total
Murder	0	0	0	0	0	0	0	0	0	0	0	0
Attempted Murder	0	0	0	0	0	0	0	0	0	0	0	0
Manslaughter	0	0	0	0	0	0	0	0	0	0	0	0
Rape	0	1	0	0	0	0	0	0	0	0	0	1
Attempted Rape	0	0	0	0	0	0	0	0	0	0	0	0
Unlawful Sex	0	0	0	0	0	0	0	0	0	0	0	0
Armed Robbery	0	0	0	0	0	0	0	0	0	0	0	0
Robbery	0	0	0	0	0	0	0	0	0	0	0	0
Attempted Robbery	0	0	0	0	0	0	0	0	0	0	0	0
Sub Total	0	1	0	0	0	0	0	0	0	0	0	1
Crimes Against Property	AC	AN	BE	CI	EL	EX	IN	LI	M	RC	SS	Total
Burglary	0	0	0	0	0	0	0	0	0	0	0	0
Housebreaking	0	1	0	1	2	1	0	2	0	0	0	7
Shopbreaking	0	0	0	0	0	0	0	0	0	0	0	0
Stealing	0	5	0	1	5	2	1	0	0	0	0	14
Stealing from Vehicle	0	0	0	0	1	0	0	0	0	0	0	1
Stolen Vehicle	0	0	0	0	0	0	0	0	0	0	0	0
Sub Total	0	6	0	2	8	3	1	2	0	0	0	22
TOTAL	0	7	0	2	8	3	1	2	0	0	0	23

**National Reported Crimes
Family Islands District
Acklins Division
January
2022 vs 2021**

Crimes Against the Person	2022	2021	% CHANGE
Murder	0	0	0
Attempted Murder	0	0	0
Manslaughter	0	0	0
Rape	0	0	0
Attempted Rape	0	0	0
Unlawful Sexual Intercourse	0	0	0
Armed Robbery	0	0	0
Robbery	0	0	0
Attempted Robbery	0	0	0
Sub-Total	0	0	0
Crimes Against the Property	2022	2021	Total
Burglary	0	0	0
Housebreaking	0	1	N/A
Shopbreaking	0	0	0
Stealing	0	0	0
Stealing from Vehicle	0	0	0
Stolen Vehicle	0	0	0
Sub-Total	0	1	N/A
Total	0	1	N/A

**National Reported Crimes
Family Islands District
Andros Division
January
2022 vs 2021**

Crimes Against the Person	2022	2021	% CHANGE
Murder	0	0	0
Attempted Murder	0	0	0
Manslaughter	0	0	0
Rape	1	0	N/A
Attempted Rape	0	0	0
Unlawful Sexual Intercourse	0	0	0
Armed Robbery	0	0	0
Robbery	0	0	0
Attempted Robbery	0	0	0
Sub-Total	1	0	N/A
Crimes Against the Property	2022	2021	Total
Burglary	0	0	0
Housebreaking	1	3	-67
Shopbreaking	0	3	N/A
Stealing	5	1	400
Stealing from Vehicle	0	1	N/A
Stolen Vehicle	0	0	0
Sub-Total	6	8	-25
Total	7	8	-13

**National Reported Crimes
Family Islands District
Berry Islands Division
January
2022 vs 2021**

Crimes Against the Person	2022	2021	% CHANGE
Murder	0	0	0
Attempted Murder	0	0	0
Manslaughter	0	0	0
Rape	0	0	0
Attempted Rape	0	0	0
Unlawful Sexual Intercourse	0	0	0
Armed Robbery	0	0	0
Robbery	0	0	0
Attempted Robbery	0	0	0
Sub-Total	0	0	0
Crimes Against the Property	2022	2021	Total
Burglary	0	0	0
Housebreaking	0	1	N/A
Shopbreaking	0	0	0
Stealing	0	1	N/A
Stealing from Vehicle	0	0	0
Stolen Vehicle	0	0	0
Sub-Total	0	2	N/A
Total	0	2	N/A

**National Reported Crimes
Family Islands District
Cat Island Division
January
2022 vs 2021**

Crimes Against the Person	2022	2021	% CHANGE
Murder	0	0	0
Attempted Murder	0	0	0
Manslaughter	0	0	0
Rape	0	0	0
Attempted Rape	0	0	0
Unlawful Sexual Intercourse	0	0	0
Armed Robbery	0	0	0
Robbery	0	0	0
Attempted Robbery	0	0	0
Sub-Total	0	0	0
Crimes Against the Property	2022	2021	% CHANGE
Burglary	0	0	0
Housebreaking	1	1	0
Shopbreaking	0	3	N/A
Stealing	1	0	N/A
Stealing from Vehicle	0	0	0
Stolen Vehicle	0	0	0
Sub-Total	2	4	-50
Total	2	4	-50

**National Reported Crimes
Family Islands District
Eleuthera Division
January
2022 vs 2021**

Crimes Against the Person	2022	2021	% CHANGE
Murder	0	0	0
Attempted Murder	0	0	0
Manslaughter	0	0	0
Rape	0	0	0
Attempted Rape	0	0	0
Unlawful Sexual Intercourse	0	0	0
Armed Robbery	0	0	0
Robbery	0	0	0
Attempted Robbery	0	0	0
Sub-Total	0	0	0
Crimes Against the Property	2022	2021	% CHANGE
Burglary	0	0	0
Housebreaking	2	2	0
Shopbreaking	0	5	N/A
Stealing	5	0	N/A
Stealing from Vehicle	1	0	N/A
Stolen Vehicle	0	0	0
Sub-Total	8	7	14
Total	8	7	14

**National Reported Crimes
Family Islands District
Exuma Division
January
2022 vs 2021**

Crimes Against the Person	2022	2021	% CHANGE
Murder	0	0	0
Attempted Murder	0	0	0
Manslaughter	0	0	0
Rape	0	0	0
Attempted Rape	0	0	0
Unlawful Sexual Intercourse	0	0	0
Armed Robbery	0	0	0
Robbery	0	0	0
Attempted Robbery	0	0	0
Sub-Total	0	0	0
Crimes Against the Property	2022	2021	% CHANGE
Burglary	0	0	0
Housebreaking	1	3	-67
Shopbreaking	0	0	0
Stealing	2	3	-33
Stealing from Vehicle	0	0	0
Stolen Vehicle	0	0	0
Sub-Total	3	6	-50
Total	3	6	-50

**National Reported Crimes
Family Islands District
Inagua Division
January
2022 vs 2021**

Crimes Against the Person	2022	2021	% CHANGE
Murder	0	0	0
Attempted Murder	0	0	0
Manslaughter	0	0	0
Rape	0	0	0
Attempted Rape	0	0	0
Unlawful Sexual Intercourse	0	0	0
Armed Robbery	0	0	0
Robbery	0	0	0
Attempted Robbery	0	0	0
Sub-Total	0	0	0
Crimes Against the Property	2022	2021	Total
Burglary	0	0	0
Housebreaking	0	0	0
Shopbreaking	0	0	0
Stealing	1	0	N/A
Stealing from Vehicle	0	0	0
Stolen Vehicle	0	0	0
Sub-Total	1	0	N/A
Total	1	0	N/A

**National Reported Crimes
Family Islands District
Long Island Division
January
2022 vs 2021**

Crimes Against the Person	2022	2021	% CHANGE
Murder	0	0	0
Attempted Murder	0	0	0
Manslaughter	0	0	0
Rape	0	0	0
Attempted Rape	0	0	0
Unlawful Sexual Intercourse	0	0	0
Armed Robbery	0	0	0
Robbery	0	0	0
Attempted Robbery	0	0	0
Sub-Total	0	0	0
Crimes Against the Property	2022	2021	% CHANGE
Burglary	0	0	0
Housebreaking	2	0	N/A
Shopbreaking	0	0	0
Stealing	0	0	0
Stealing from Vehicle	0	0	0
Stolen Vehicle	0	0	0
Sub-Total	2	0	N/A
Total	2	0	N/A

**National Reported Crimes
Family Islands District
Mayaguana Division
January
2022 vs 2021**

Crimes Against the Person	2022	2021	% CHANGE
Murder	0	0	0
Attempted Murder	0	0	0
Manslaughter	0	0	0
Rape	0	0	0
Attempted Rape	0	0	0
Unlawful Sexual Intercourse	0	0	0
Armed Robbery	0	0	0
Robbery	0	0	0
Attempted Robbery	0	0	0
Sub-Total	0	0	0
Crimes Against the Property	2022	2021	Total
Burglary	0	0	0
Housebreaking	0	0	0
Shopbreaking	0	0	0
Stealing	0	0	0
Stealing from Vehicle	0	0	0
Stolen Vehicle	0	0	0
Sub-Total	0	0	0
Total	0	0	0

**National Reported Crimes
Family Islands District
San Salvador Division
January
2022 vs 2021**

Crimes Against the Person	2022	2021	% CHANGE
Murder	0	0	0
Attempted Murder	0	0	0
Manslaughter	0	0	0
Rape	0	0	0
Attempted Rape	0	0	0
Unlawful Sexual Intercourse	0	0	0
Armed Robbery	0	0	0
Robbery	0	0	0
Attempted Robbery	0	0	0
Sub-Total	0	0	0
Crimes Against the Property	2022	2021	Total
Burglary	0	0	0
Housebreaking	0	0	0
Shopbreaking	0	0	0
Stealing	0	0	0
Stealing from Vehicle	0	0	0
Stolen Vehicle	0	0	0
Sub-Total	0	0	0
Total	0	0	0

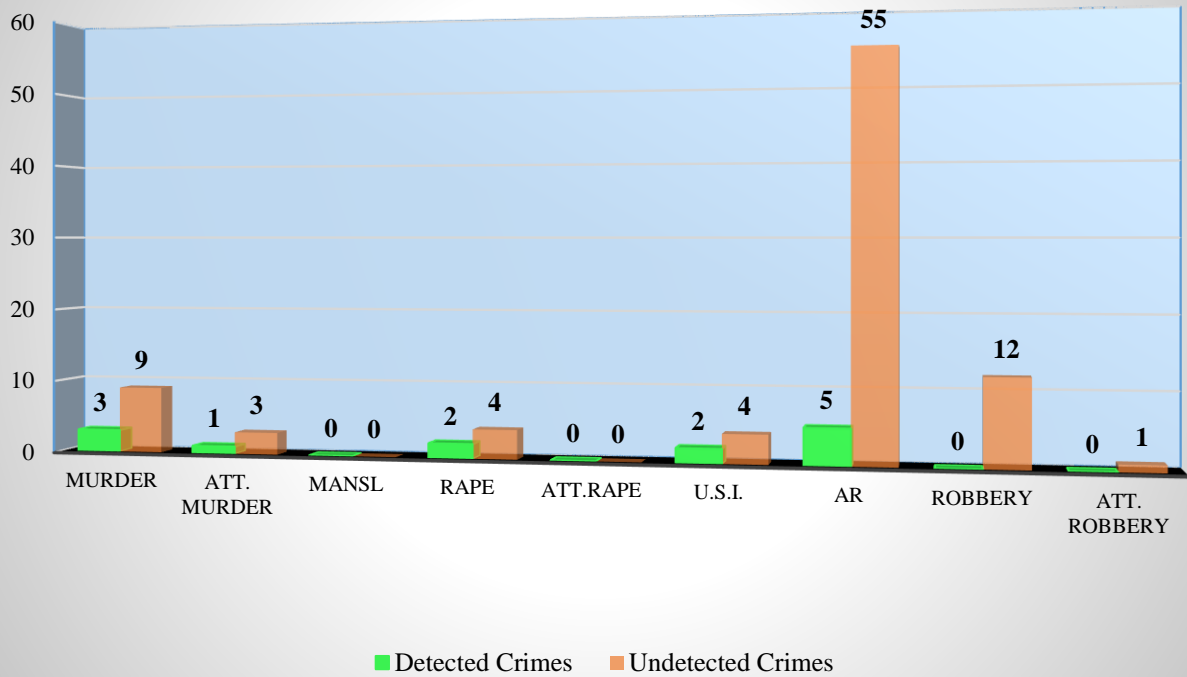
Detection Rates - All Bahamas
January
2022 vs 2021

Crimes Against Persons	2022			2021		
	Recorded Crimes	Detected Crimes	Detection Rate (%)	Recorded Crimes	Detected Crimes	Detection Rate (%)
Murder	12	3	25	10	6	60
Attempted Murder	4	1	25	3	2	67
Manslaughter	0	0	0	0	0	0
Rape	6	2	33	6	5	83
Attempted Rape	0	0	0	0	0	0
Unlawful Sexual Intercourse	6	2	33	11	4	36
Armed Robbery	60	5	8	33	3	9
Robbery	12	0	N/A	12	2	17
Attempted Robbery	1	0	N/A	2	0	N/A
Sub Total	101	13	13	77	22	29
Crimes Against Property	Recorded Crimes	Detected Crimes	Detection Rate (%)	Recorded Crimes	Detected Crimes	Detection Rate (%)
Burglary	7	0	N/A	7	0	N/A
Housebreaking	60	2	3	45	4	9
Shopbreaking	32	1	3	32	2	6
Stealing	101	15	15	78	24	31
Stealing From Vehicle	59	3	5	39	10	26
Stolen Vehicle	27	3	11	22	7	32
Sub Total	286	24	8	223	47	21
TOTAL	387	37	10	300	69	23

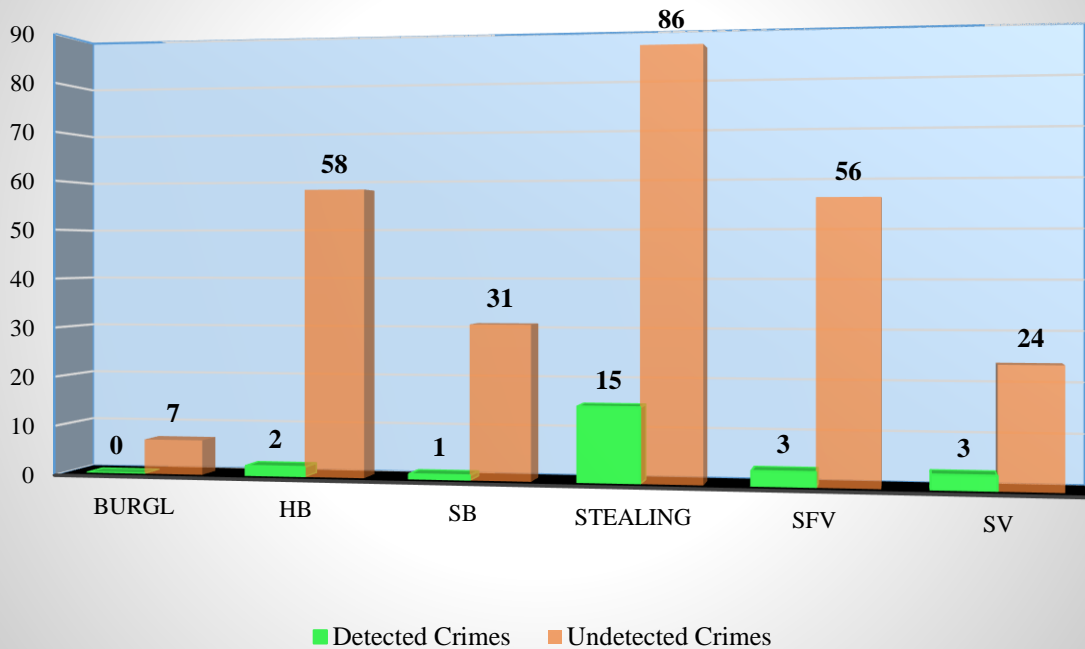
Detection Rates - All Bahamas

**January
2022 vs 2021**

**Crimes Against the Person - Detected Crimes
January 2022**

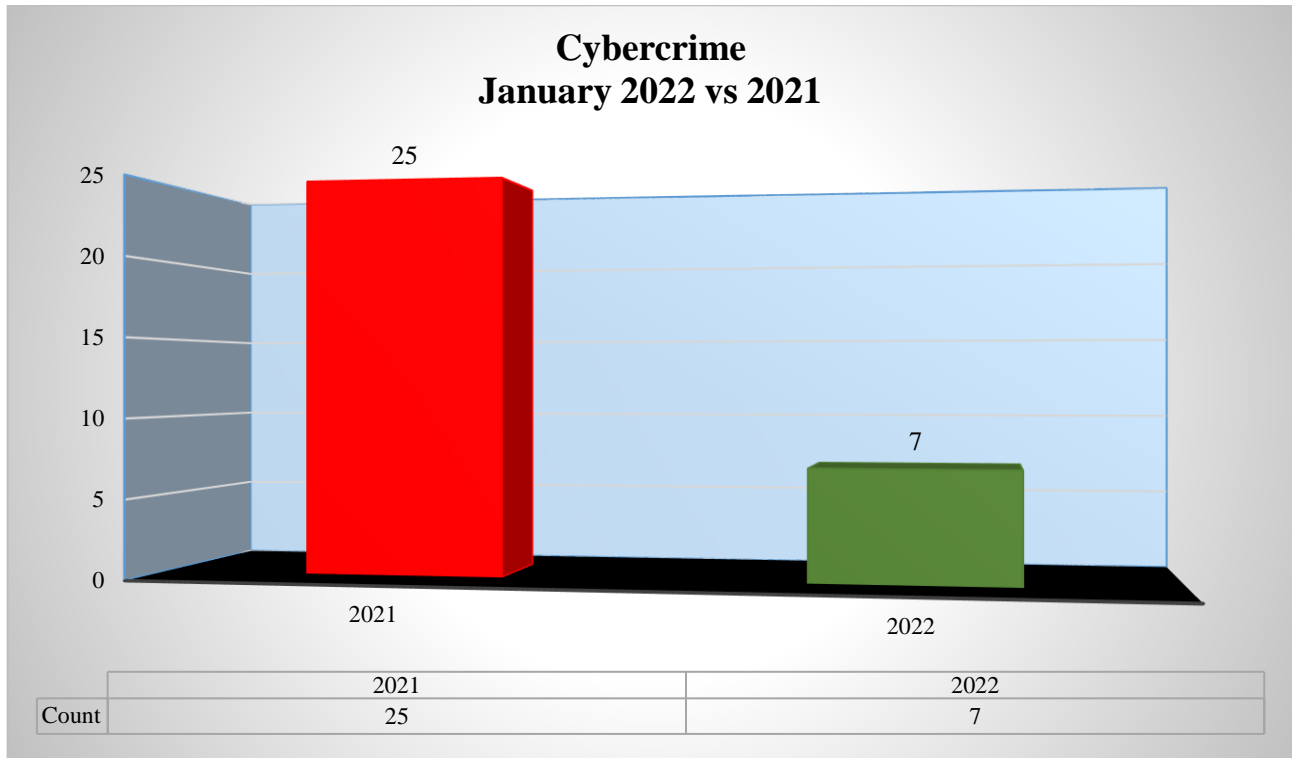


**Crimes Against the Person - Detected Crimes
January 2022**



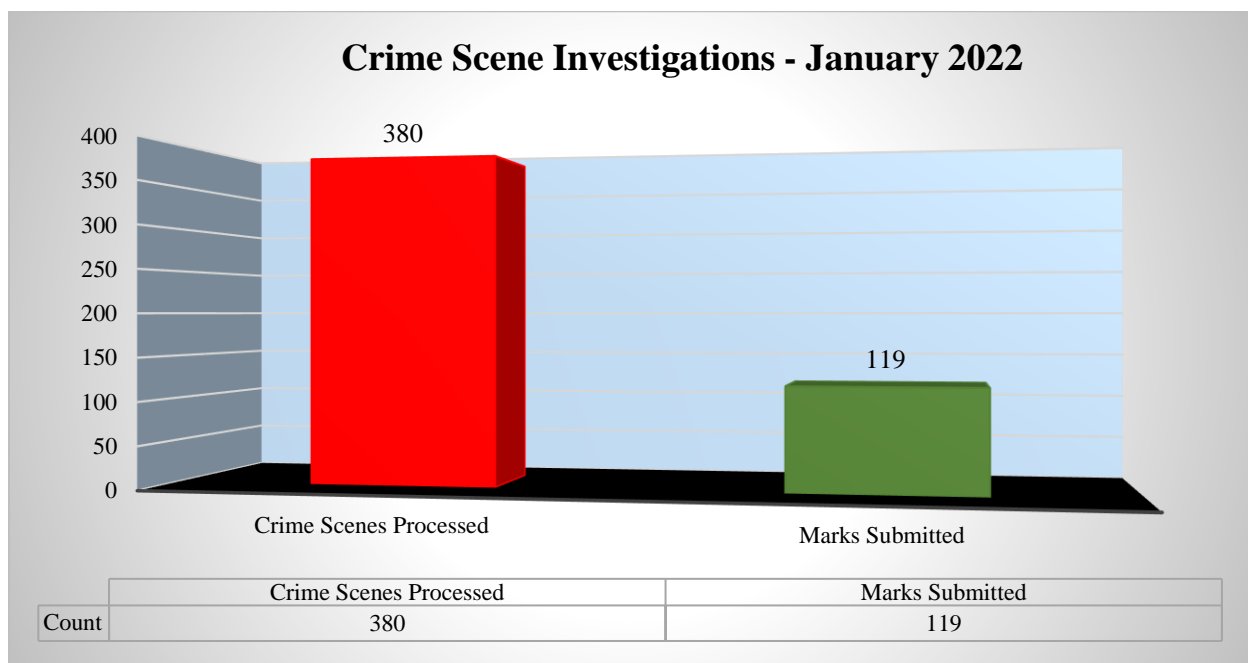
Cybercrime

For the period January 2022, cybercrime decreased by 72%, with 7 incidents, compared to 25 in 2021. These cases include libel, hacking, extortion, computer misuse, and threats.



Crime Scene Investigation

For the period in review, there were 380 crime scenes processed and 119 latent print marks were submitted for evidence.



**Illegal Firearm Discovery and Seizure Demographics
January 2022**

Illegal Firearm Discovery/Seizure - Firearm Type				
Pistol	Revolver	Rifle	Shotgun	Total
13	5	1	2	21

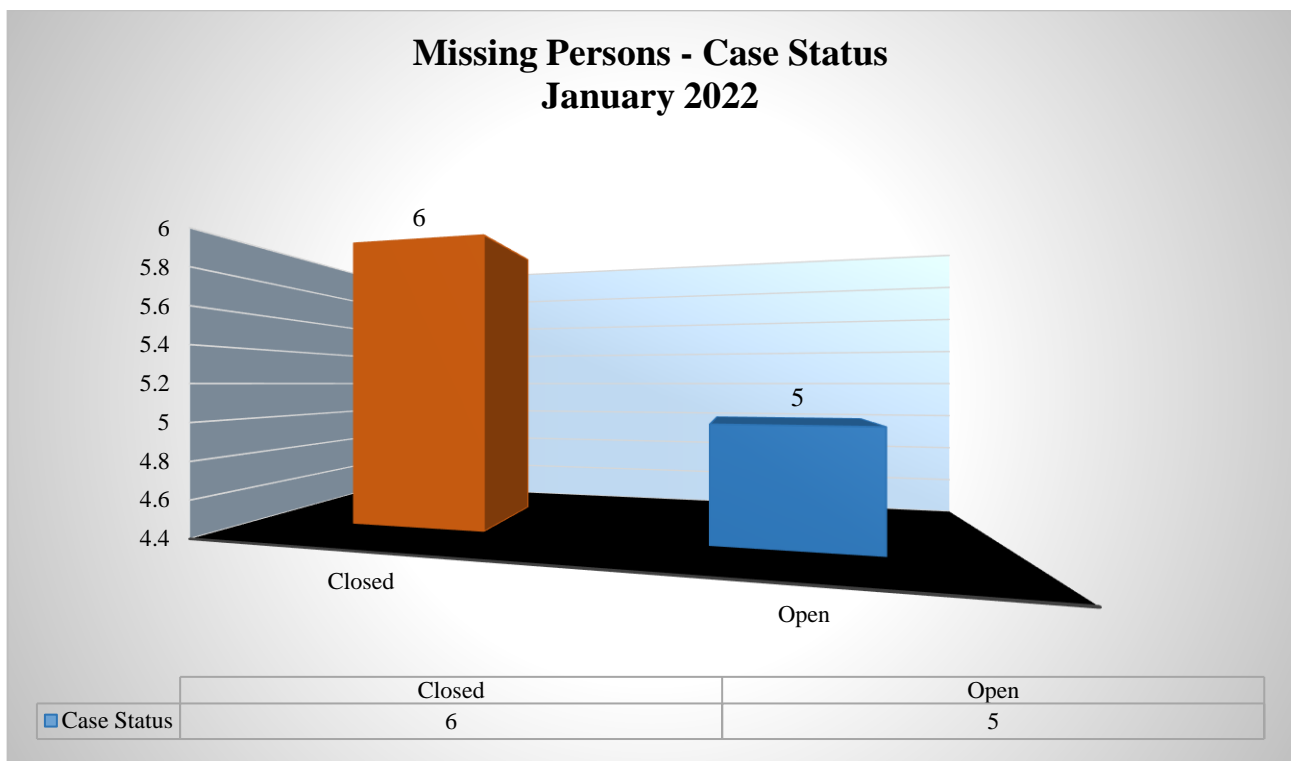
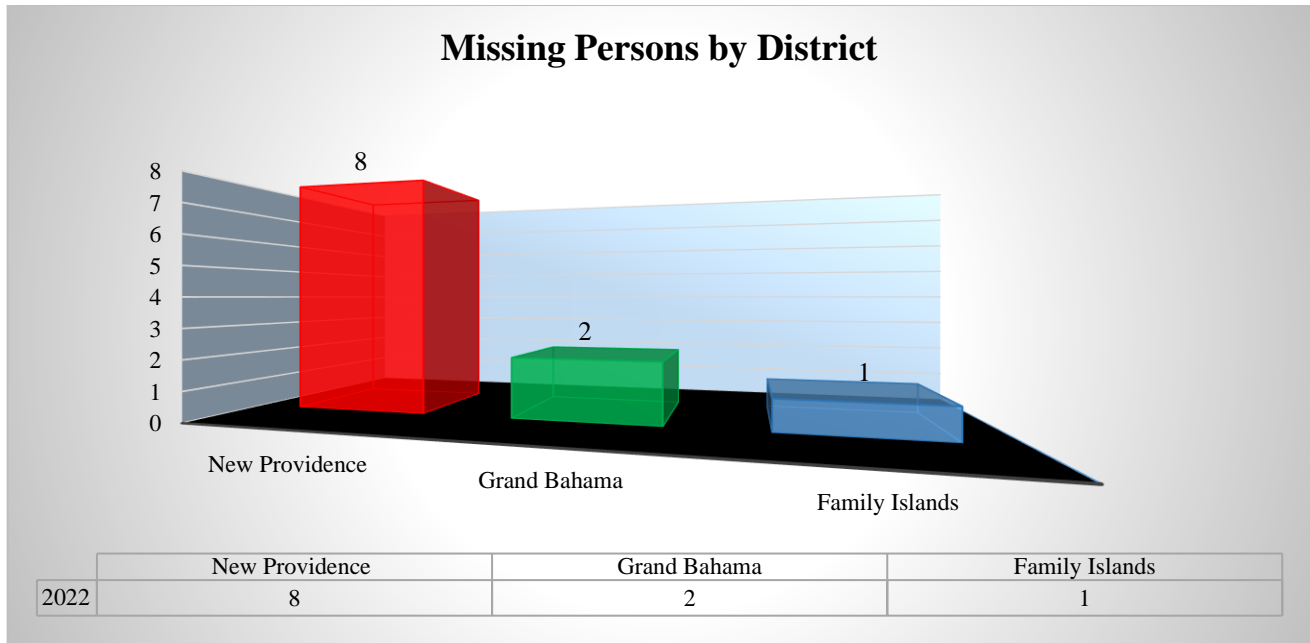
Firearm Discovery/Seizure By Division	
Unit	Firearm
Airport	0
Cable Beach	0
Central	2
Eastern	1
Fox Hill	3
Northeastern	2
Northwestern	0
Paradise Island	0
South Central	1
Southeastern	6
Southern	1
Southwestern	1
Western	1
Central -GB	0
EMR -GB	1
Northeastern -GB	0
Southwestern -GB	1
West End -GB	0
Abaco - GB	0
Bimini	0
Eleuthera	0
Exuma	1
Total	21

**Dangerous Drugs Discovery, Seizures and Arrests
January 2022**

JANUARY 2022	TYPE OF DRUGS		GRAND TOTAL	
	COCAINE		365.78lbs.	
	HYDROPONIC MA		1.90 lbs.	
	MARIJUANA		3439.41 lbs.	
	MARIJUANA PLANTS		40 plants	
	MARIJUANA COOKIE CRUMB		1 oz.	
	MARIJUANA VAPE PEN		2 vape pen	
	MARIJUANA CIGARETTE		8 Cigarette	
	MARIJUANA SUGAR		1.88 oz.	
	MARIJUANA GUMMIES		10 gummy bears	
	MARIJUANA NERD CANDY		2 nerdy candy	
	HASHISH		11.50 lbs.	
	TOTAL CASES		84	
	CASES PROSECUTED		70	
	PERSONS ARRESTED		126	
	PERSONS CHARGED		106	
	PERSONS NOT CHARGED		20	
	PERSON ARRESTED	AMOUNT ARRESTED	AMOUNT CHARGE	AMOUNT NOT CHARGED
	ADULT MALE	99	84	15
	ADULT FEMALE	20	15	5
JUVENILE MALE	4	4	0	
JUVENILE FEMALE	3	3	0	
Total	126	106	20	

Missing Persons

The Royal Bahamas Police Force investigated 11 reported incidents of missing persons throughout the Commonwealth of the Bahamas for January 2022. A total of 6 cases have been solved and the missing individuals were found safe. Five cases remain open under investigation.



**Emergency Powers Order
COVID-19 Breaches by District
January 2022**

Emergency Powers Order (Offences)	New Providence	Grand Bahama	Family Islands	Total
Attending social gathering	0	0	0	0
Other Breach	2	2	8	12
Curfew Breach	0	0	0	0
Fail to enforce social distancing	0	0	0	0
Fail to implement sanitizing requirements	0	0	0	0
Failure to carry government ID	0	0	0	0
Failure to social distance	0	0	0	0
Failure to utilize curbside business	0	0	0	0
Failure to wear face mask	0	0	1	1
Hosting social gathering	0	0	1	1
Operating prohibited business	0	0	0	0
Permit person on premises w/o mask	0	0	0	0
Permit person to inside dining	0	0	0	0
Sub Total	2	2	10	14

Other Police Activities
All Bahamas
January
2022 vs 2021

Other Activities	2022	2021	% Change
Police Field Check Patrols	1,361	2,337	-42
Assistance Requested	388	245	58
Persons Searched	11	22	-50
Electronic Monitoring Breach	2	19	-89
Breach of Bail – Witness Tampering	0	0	0
Breach of Bail – Fail to sign in	1	0	N/A
Police Stop and Search	138	56	146
Alarm Activation	42	41	2
Fire Alarms	5	10	-50
Road Checks	98	137	-28
Search Warrants Executed	2	1	100

Other Community Activities	2022	2021	% Change
Police Escorts	143	146	-2
Police Visits	1,019	1,687	-40
School Visits	109	200	-46
Community Policing Initiatives	112	246	-54
COVID 19 Assistance	2	8	-75

**Complaints against Police Officers
January 2022**

Complaints Against Police Officers	
Case Type	Total
Civilians	6
Police	5
Corruption	1
Total	12

Case Status - Civilian Matters							
Under Investigation	Complaint Withdrawn	Unfounded	Subjudice	Civil Action Advised/ Warning	Compensation	Pending Trial	Total
2	0	0	0	3	1	0	6

Case Status – Internal Matters							
Under Investigation	Discharge / Acquittal	Withdrawn / No Further Action	Resignation	Conviction	Unfounded/ Unsubstantiated/ Insufficient Evidence	Before Tribunal	Total
5	0	0	0	0	0	0	5

Case Status - Corruption Matter				
Under Investigation	Complaint Withdrawn	Unfounded/ Unsubstantiated/ Insufficient Evidence	Before Tribunal	Total
1	0	0	0	1

Fire Calls-All Bahamas

January 2022 vs 2021

Fire Calls – All Bahamas			
Type of Call	2021	2022	% Change
Building	17	13	-31
Vehicles	14	20	-30
Bush	20	39	-49
Special Service	2	3	-33
False Alarms	20	32	-38
Boat	1	0	N/A
Bomb Threat	1	0	N/A
Electrical	4	0	N/A
Rubbish	22	38	-42
Miscellaneous	1	2	-50
Total Calls	102	147	-31
Total Estimated Damages	644,180	342,350	88

Fire Calls - Breakdown			
Category	2021	2022	% Change
Death by Fire	0	2	N/A
Fire Injuries	0	2	N/A
Investigated Fires	15	16	-6
Arson Matters	6	9	-33
Extrication	0	0	0
Family Island Fires	6	7	-14
Family Island Deaths	0	0	0
Family Island Injuries	0	0	0
Major Fires	0	0	0
Accidental Fires	1	3	-67
Insured Estimated Damages	372,200	229,100	62
Uninsured Estimated Damages	271,980	113,250	140

N.B. These are preliminary figures and are subject to change. Research and Policy Branch, RBPF.

Miscellaneous Incidents
All Bahamas
January 2022 vs 2021

Miscellaneous Incidents – All Bahamas			
Category	2022	2021	% CHANGE
Alarm Activation	42	41	2
Assault	135	169	-20
Assault Police Officer	10	7	43
Attempted Breaking	8	9	-11
Attempted Stealing	6	14	-57
Bomb Threat	2	1	100
Causing Damage	125	146	-14
Causing Harm	69	106	-35
Child Abuse	4	2	100
Child Neglect	3	2	50
Disturbance	93	83	12
Gunshot Reports	174	103	69
Lost Passport	71	100	-29
Loud Music	17	9	89
Stealing from Vehicle (Minor)	69	117	-41
Stealing (Minor)	138	103	34
Sudden Death (Natural Causes)	148	87	70
Threats of Death	71	106	-34
Threats of Harm	45	63	-29
Wounding	4	13	-69
TOTAL	1,234	1,281	-4

Miscellaneous Incidents – Divisional Breakdown
All Bahamas
January
2022 vs 2021

Miscellaneous Incidents	A	CB	C	E	FH	NE	NW	PI	SC	SE	S	SW	W	GB	FI	Total
Assault	1	0	11	9	6	4	11	4	14	8	11	15	4	13	22	133
Assault Police Officer	1	0	1	0	1	0	0	0	2	1	0	2	0	2	0	10
Causing Harm	0	0	2	2	0	4	3	0	6	10	7	7	1	17	14	73
Grievous Harm	0	0	1	1	0	1	0	0	2	0	1	0	0	2	0	8
Causing Maim	0	0	0	0	0	0	0	0	0	0	0	0	0	0	0	0
Poss. of Unlicensed Firearm	0	0	0	0	0	0	0	0	0	0	0	0	0	0	0	0
Poss. Firearm W/I To Endanger Life	0	0	0	0	0	1	0	0	0	0	0	0	0	1	0	2
Poss. of Dangerous Drugs	4	0	3	6	2	2	0	0	0	2	4	1	0	10	6	40
Poss. of Dangerous Drugs W/I To Supply	0	0	0	4	0	1	0	0	3	1	3	1	1	7	4	25
Wantonly Discharging A Firearm	0	0	0	0	0	0	0	0	0	0	0	0	0	0	0	0
Threats of Harm	0	1	2	2	0	2	5	0	4	9	3	6	2	2	6	44
Threats of Death	0	1	2	3	4	3	4	1	9	13	4	12	0	6	9	71
Willful Damage	2	5	8	6	3	13	8	0	12	11	4	18	4	16	14	124
Wounding	0	0	1	1	0	1	0	0	1	0	0	0	0	0	0	4
Stealing From Vehicle (Minor)	1	13	8	4	2	11	1	1	2	7	2	13	2	4	3	74
Stealing (Minor)	2	5	3	10	5	7	8	0	8	16	6	6	3	8	8	95
Trespassing	0	0	0	4	0	1	1	1	2	0	1	5	1	4	3	23
Vagrancy	0	0	0	0	0	1	0	1	0	0	0	0	0	5	0	7
TOTAL	11	25	42	52	23	52	41	8	65	78	46	86	18	97	89	733

Miscellaneous Incidents	A	CB	C	E	FH	NE	NW	PI	SC	SE	S	SW	W	GB	FI	Total
Assistance Requested	3	13	8	13	17	7	6	7	18	22	34	16	2	153	81	400
Disturbance	3	2	4	5	1	0	2	2	3	2	5	3	1	33	27	93
Lost Passport	1	5	0	6	4	3	0	1	4	10	3	16	2	21	8	84
Missing Person	0	0	2	1	2	1	0	1	0	0	0	0	0	3	1	11
Sudden Death (Natural)	0	0	3	9	8	15	1	2	9	19	5	18	2	33	24	148
Loud Music	0	0	0	2	1	1	0	0	0	0	0	3	4	5	2	18
TOTAL	7	20	17	36	33	27	9	13	34	53	47	56	11	248	143	754

Domestic Related Cases
All Bahamas
January
2022 vs 2021

Domestic Related Cases	2022	2021	% CHANGE
Murder	0	0	0
Attempted Murder	0	0	0
Assault	57	69	-17
Assault with a deadly weapon	3	6	-50
Assistance Requested	41	19	116
Causing Damage	16	22	-27
Causing Harm	22	48	-54
Disturbance	19	13	46
Domestic Reports (General)	30	53	-43
Fighting	0	1	N/A
Grievous Harm	0	0	0
Harassment	5	12	-58
Shooting	0	0	0
Stabbing	1	0	N/A
Threat of Arson	0	3	N/A
Threat of Harm	12	19	-37
Threat of Death	16	18	-11
Trespassing	1	1	0
Wounding	0	2	N/A
TOTAL	223	286	-22

**Domestic Related Cases
Divisional Breakdown
January
2022 vs 2021**

Domestic Related Cases	A	CB	C	E	FH	NE	NW	PI	SC	SE	S	SW	W	GB	FI	Total
Murder	0	0	0	0	0	0	0	0	0	0	0	0	0	0	0	0
Attempted Murder	0	0	0	0	0	0	0	0	0	0	0	0	0	0	0	0
Assault	0	0	2	4	3	1	4	0	9	5	5	10	1	5	8	57
Assault with a deadly weapon	0	0	0	0	0	0	0	0	0	0	0	1	1	0	1	3
Assistance Requested	0	1	1	3	4	1	0	0	1	2	3	3	0	13	9	41
Causing Damage	0	0	0	2	0	1	1	0	2	4	0	2	1	2	1	16
Causing Harm	0	0	0	0	0	2	0	0	3	4	2	3	0	6	2	22
Disturbance	0	0	0	2	0	0	0	0	2	1	0	0	0	8	6	19
Domestic Reports	0	0	0	3	1	1	0	2	0	1	0	3	0	15	4	30
Fighting	0	0	0	0	0	0	0	0	0	0	0	0	0	0	0	0
Grievous Harm	0	0	0	0	0	0	0	0	0	0	0	0	0	0	0	0
Harassment	0	0	0	0	0	0	0	0	1	0	0	1	0	1	2	5
Shooting	0	0	0	0	0	0	0	0	0	0	0	0	0	0	0	0
Stabbing	0	0	1	0	0	0	0	0	0	0	0	0	0	0	0	1
Threat of Arson	0	0	0	0	0	0	0	0	0	0	0	0	0	0	0	0
Threat of Harm	0	0	0	1	0	0	2	0	1	4	1	1	0	0	2	12
Threat of Death	0	0	0	1	0	0	2	0	2	3	0	3	0	0	5	16
Trespassing	0	0	0	0	0	0	0	0	0	0	0	1	0	0	0	1
Wounding	0	0	0	0	0	0	0	0	0	0	0	0	0	0	0	0
Total	0	1	4	16	8	6	9	2	21	24	11	28	3	50	40	223

Police-Involved Shootings

**January
2022 vs 2021**

Encounters with Armed Suspects			
Incidents	2022	2021	% CHANGE
Police Involved Shootings	1	1	0

Encounters with Armed Suspects by Division																
Year	A	CB	C	E	FH	NE	NW	PI	SC	SE	S	SW	W	GB	FI	Total
2022	0	0	0	0	0	0	1	0	0	0	0	0	0	0	0	1
2021	0	0	0	0	0	0	0	0	1	0	0	0	0	0	0	1

Status of Victim			
Status	2022	2021	% CHANGE
Deceased	1	1	0
Injured	0	0	0

Suicide Incidents

**January
2022 vs 2021**

Category	2022	2021	% CHANGE
Suicide	0	0	0
Attempted Suicide	3	2	50

Category	New Providence	Grand Bahama	Family Island	Total
Suicide	0	0	0	0
Attempted Suicide	1	1	1	3

Suicide by Gender						
Age Range	Males		Females		Total	
	2022	2021	2022	2021	2022	2021
0-17	0	0	0	0	0	0
18-30	0	0	0	0	0	0
31-45	0	0	0	0	0	0
46-60	0	0	0	0	0	0
61 & Older	0	0	0	0	0	0
Unknown	0	0	0	0	0	0
Total	0	0	0	0	0	0

Attempted Suicide by Gender						
Age Range	Males		Females		Total	
	2022	2021	2022	2021	2022	2021
0-17	1	0	0	0	1	0
18-30	1	0	0	1	1	1
31-45	0	0	0	1	0	1
46-60	0	0	0	0	0	0
61 & Older	0	0	0	0	0	0
Unknown	1	0	0	0	1	0
Total	3	0	0	2	3	2

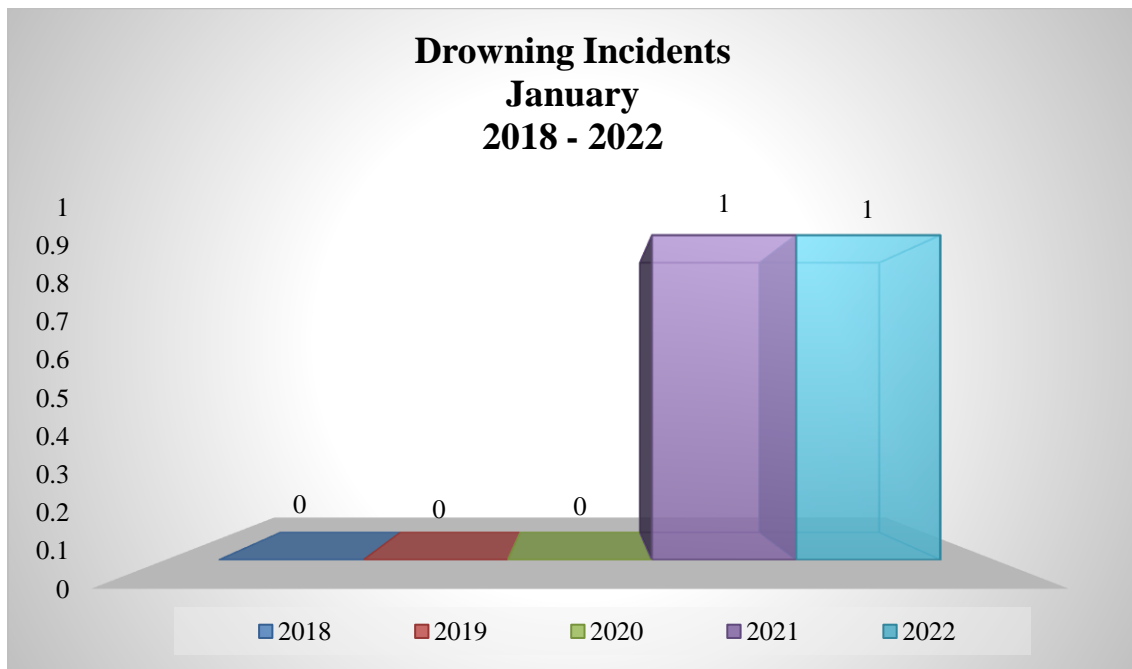
Drowning Incidents

**January
2022 vs 2021**

Category	2022	2021	% Change
Drowning	1	1	0

Category	2022	2021	2020	2019	2018
Drowning	1	1	0	0	0

Drownings by Gender						
Age Range	Males		Females		Total	
	2022	2021	2022	2021	2022	2021
0-17	0	0	0	0	0	0
18-30	0	0	0	0	0	0
31-45	0	0	0	0	0	0
46-60	0	1	0	0	0	1
61 & Older	0	0	1	0	1	0
Unknown*	0	0	0	0	0	0
Total	0	1	1	0	1	1



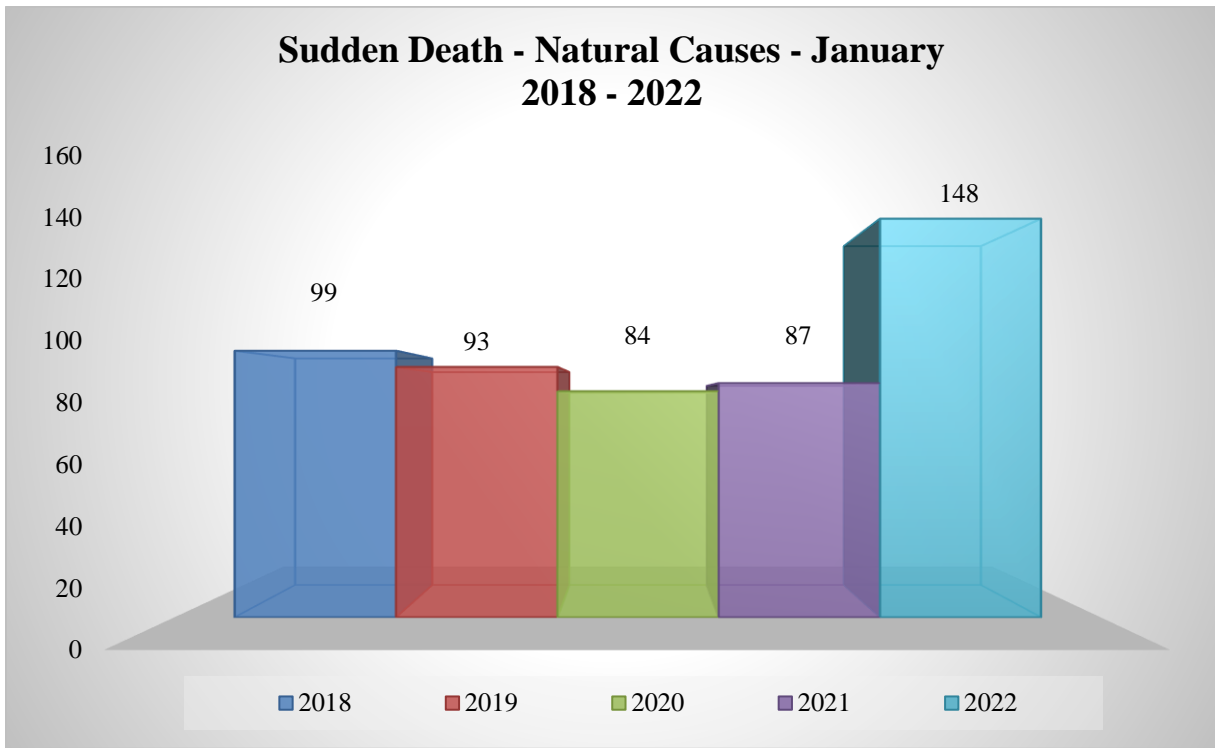
N.B. These are preliminary figures and are subject to change. Research and Policy Branch, RBPF.

Sudden Death – Natural Causes

**January
2018 – 2022**

Incident	2022	2021	% Change
Sudden Death (Natural Causes)	148	87	70

Incident	2022	2021	2020	2019	2018
Sudden Death (Natural Causes)	148	87	84	93	99



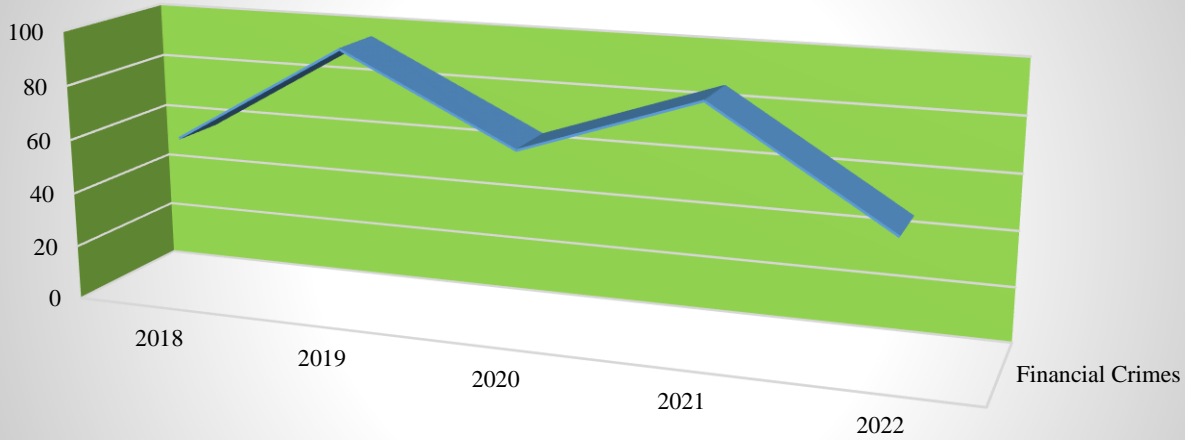
Financial Crimes

**January
2022 vs 2021**

Incident	2022	2021	% Change
Bribery	0	1	N/A
Extortion	0	0	0
Falsification of Accounts	0	0	0
Forgery	3	2	50
Fraud by False Pretences	22	30	-27
Possession of Forged Currency Notes	8	8	0
Possession of Forged Documents	2	8	-75
Proceeds from Crime	1	1	0
Stealing by reason of employment	5	10	-50
Stealing by reason of service	5	27	-81
Uttering Forged Currency Notes	1	0	N/A
Uttering Forged Documents	0	0	0
Sub-Total	47	87	-46

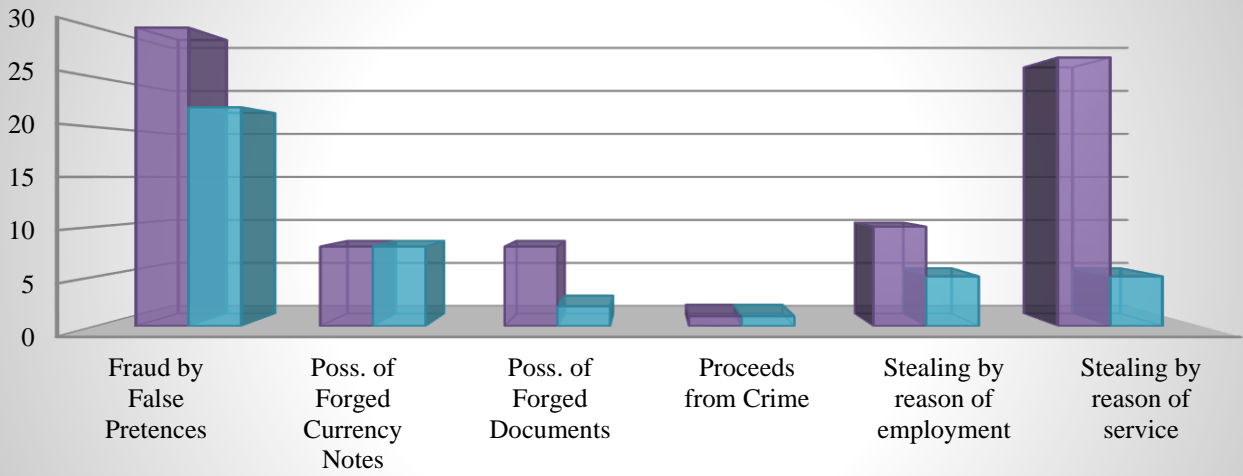
Incident	2022	2021	2020	2019	2018
Bribery	0	1	0	0	0
Extortion	0	0	0	0	0
Falsification of Accounts	0	0	0	0	0
Forgery	3	2	0	2	1
Fraud by False Pretences	22	30	32	36	12
Possession of Forged Currency Notes	8	8	3	15	14
Possession of Forged Documents	2	8	4	3	4
Proceeds from Crime	1	1	0	4	0
Stealing by reason of employment	5	10	7	15	9
Stealing by reason of service	5	27	19	21	18
Uttering Forged Currency Notes	1	0	0	0	0
Uttering Forged Documents	0	0	0	0	1
Sub-Total	47	87	65	96	59

Financial Crimes January 2022



	2018	2019	2020	2021	2022
Financial Crimes	59	96	65	87	47

Financial Crimes January 2022 Vs. 2021

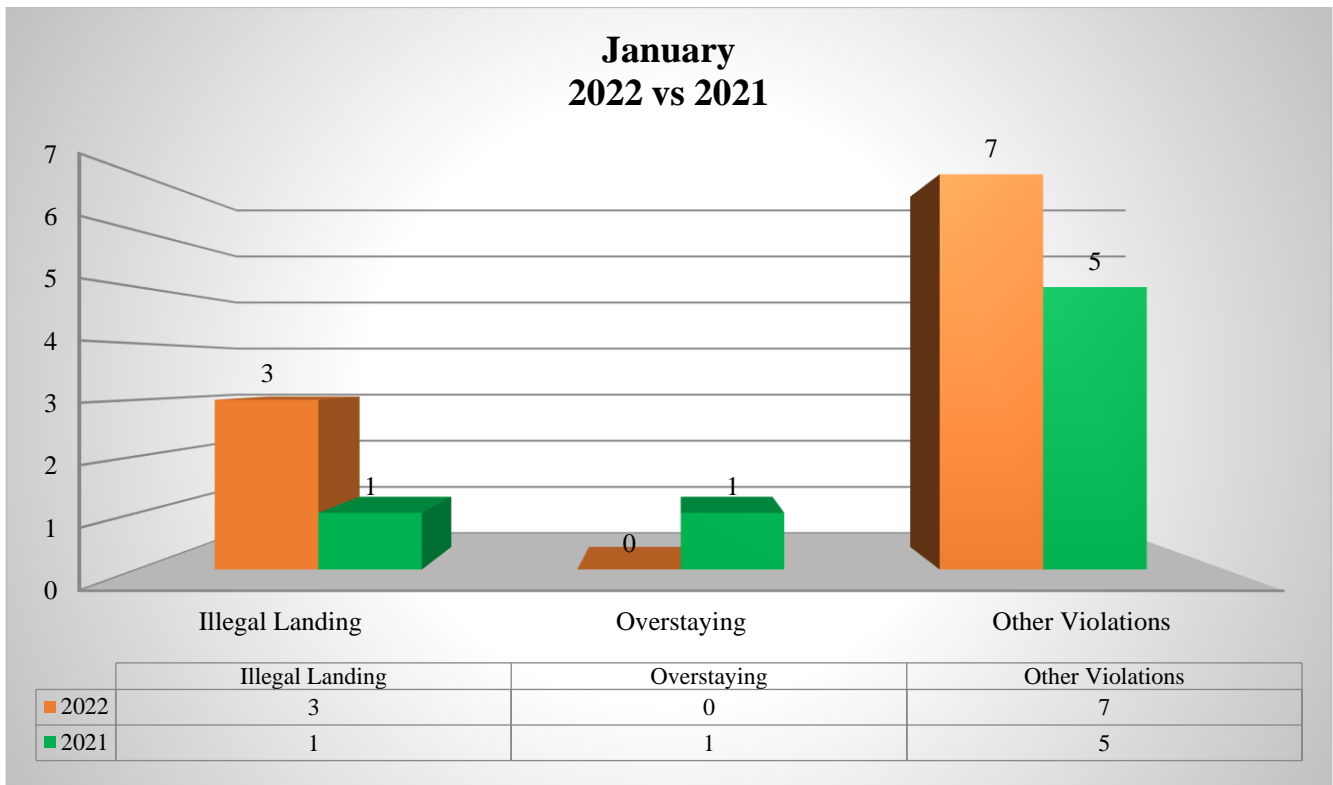


	Fraud by False Pretences	Poss. of Forged Currency Notes	Poss. of Forged Documents	Proceeds from Crime	Stealing by reason of employment	Stealing by reason of service
2021	30	8	8	1	10	27
2022	22	8	2	1	5	5

Immigration Violations
January
2022 vs 2021

Category	2022	2021	% Change
Illegal Landing	3	1	200
Overstaying	0	1	N/A
Other Violation	7	5	40

Incident	2022	2021	2020	2019	2018
Illegal Landing	3	1	2	0	0
Overstaying	0	1	3	0	0
Other Violation	7	5	4	2	0

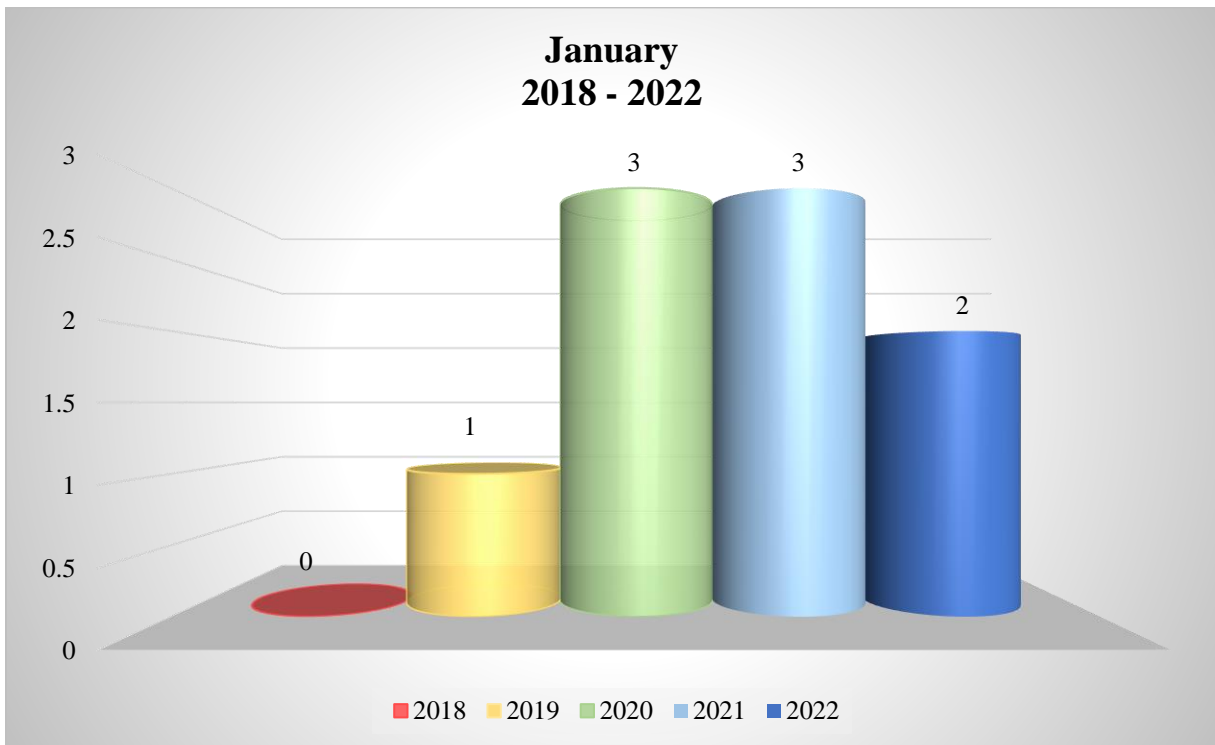


Human Smuggling

**January
2022 vs 2021**

Category	2022	2021	% Change
Trafficking in Persons	2	3	-33

Incident	2022	2021	2020	2019	2018
Trafficking in Persons	2	3	3	1	0



**Traffic Incidents – All Bahamas
January 2022 vs 2021**

Fixed Penalty Notices – All Bahamas			
Category	2022	2021	% CHANGE
Fixed Penalty Notices	1975	3428	-42

Road Accident Reports			
Category	2022	2021	% CHANGE
Fatal Accidents	2	1	100
Damage only	463	444	4
Hit & Run	101	110	-8
Minor Injuries	149	169	-12
Serious Injuries	9	8	13

Victims of Fatal Accidents			
Category	2022	2021	% CHANGE
Fatal Crash Victims	4	1	300

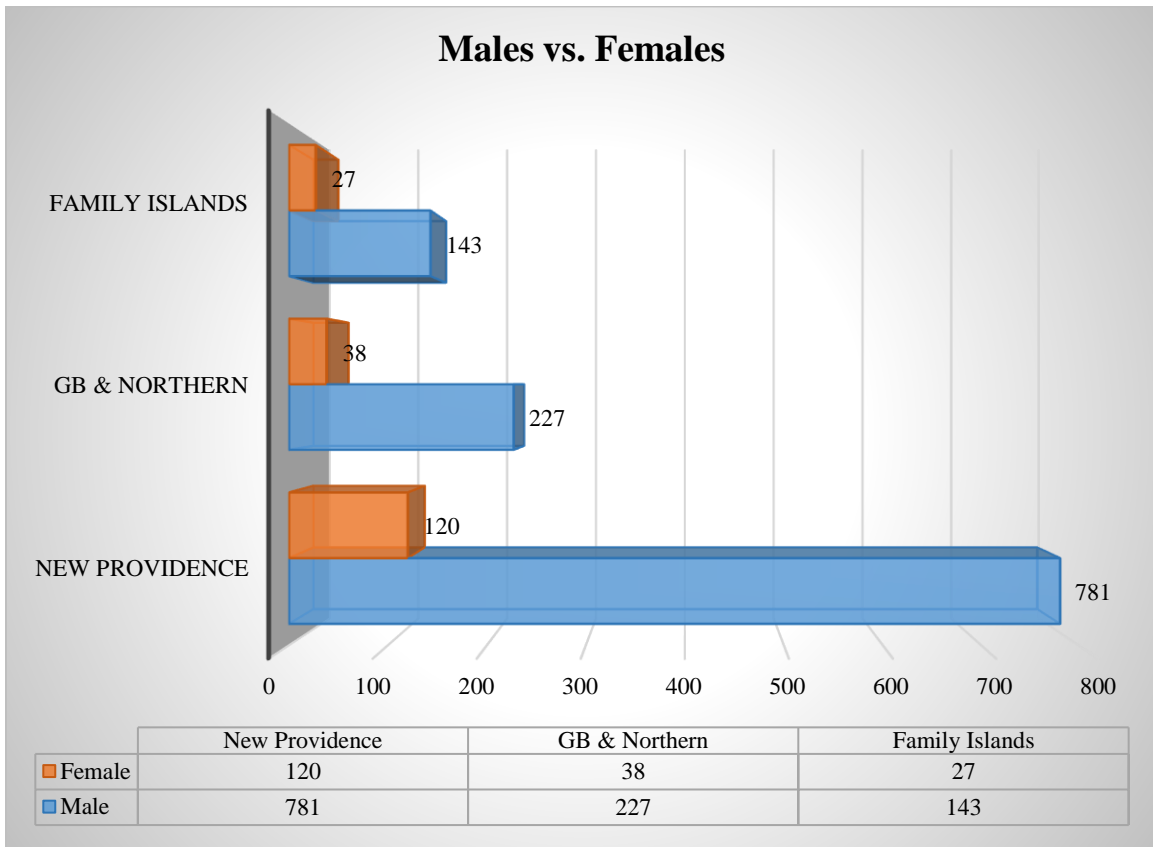
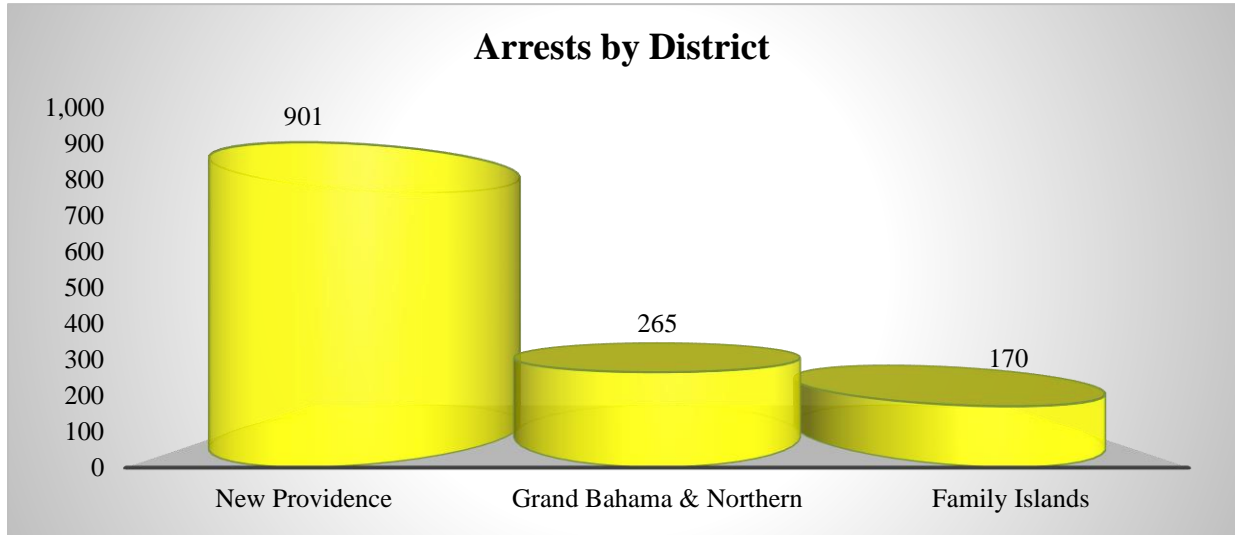
Road Accident Reports by District				
Accident Type	New Providence	Grand Bahama	Family Islands	Total
Fatality	1	0	1	2
Damage only	380	56	27	463
Hit & Run	88	10	3	101
Minor Injuries	115	17	17	149
Serious Injuries	2	2	5	9

**Training
January 2022
Internal, External & International**

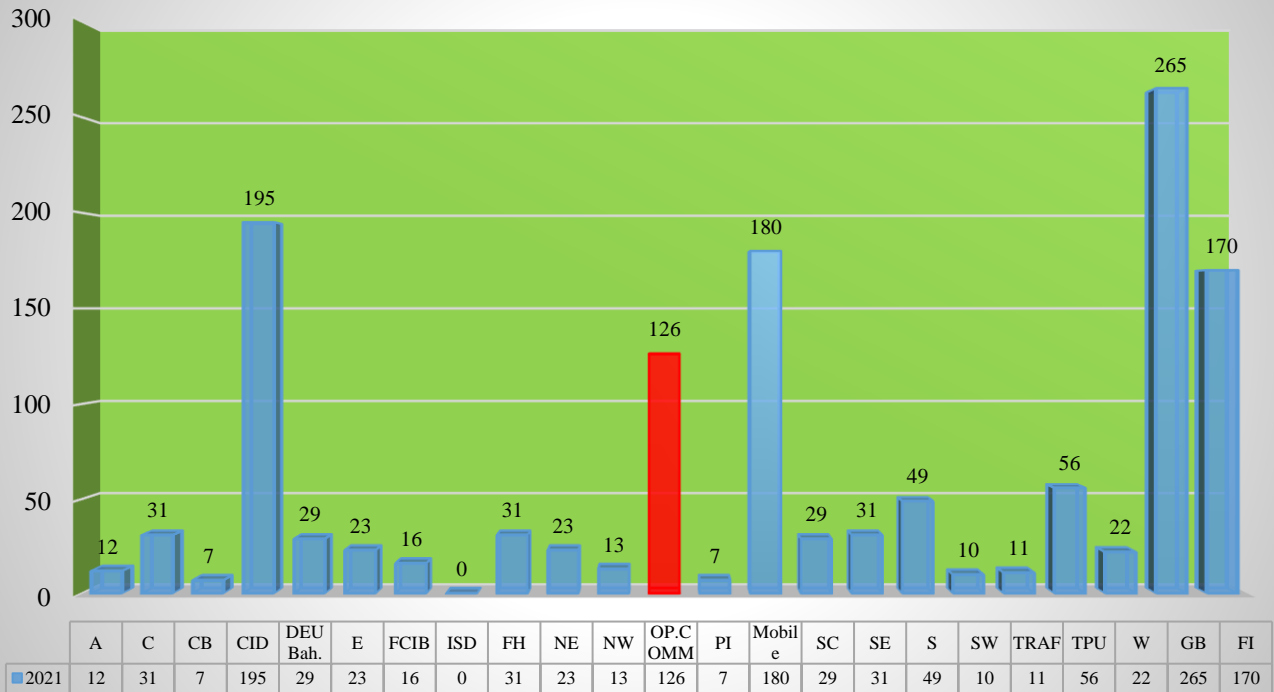
Training Session	# of Participants
Firearm Recertification Course	0
Corporals Management Course	0
Driving Course	0
Inspectors Management Course	0
Maritime Training Agency Certification	0
Motorcyclists Course	0
Police Training College Entrance Exams 2022	0
Security Officers Course (Ministry of Health)	0
Sergeants Management Course	0
Tactical Course	0
Total	0

Persons Arrested

For period in review, the police arrested 1,336 persons for various major and minor offences throughout the Commonwealth of The Bahamas. **New Providence** accounted for 901 or 67% of all persons arrested, **Grand Bahama & the Northern Bahamas** accounted for 265 or 20%, and the **Family Islands District** accounted for 170 or 13%. Males accounted for 1,151 or 86% of arrests, and females accounted for the remaining 185 or 14% of arrests. `



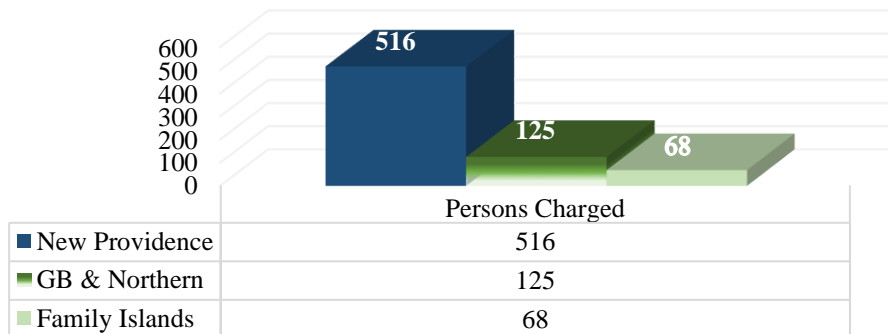
Arrests - Policing Division



Persons Charged

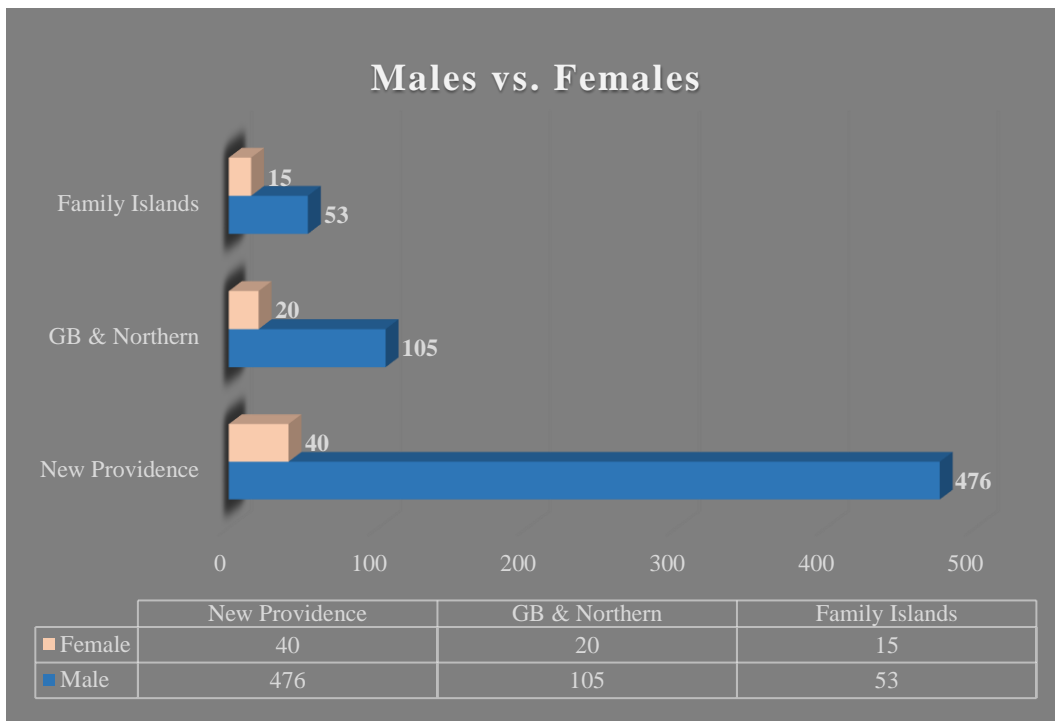
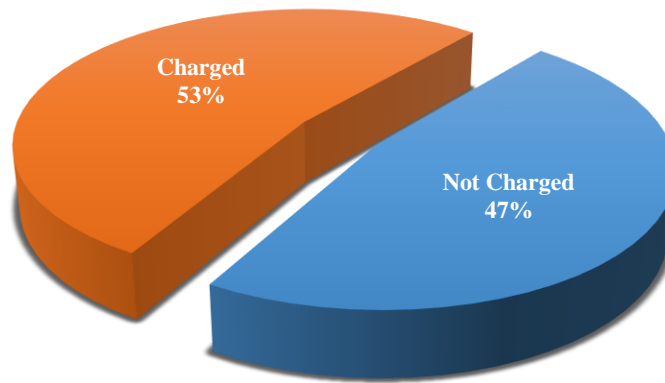
For the period in review, the police charged 709 persons for various major and minor offences throughout the Commonwealth of The Bahamas. **New Providence** accounted for 516 or 73% of all persons charged, **Grand Bahama and the Northern Bahamas** accounted for 125 or 18%, and the **Family Islands District** accounted for 68 or 10%. Males accounted for 634 or 89% of persons charged, and females accounted for the remaining 75 or 11% of persons charged.

Charged - District

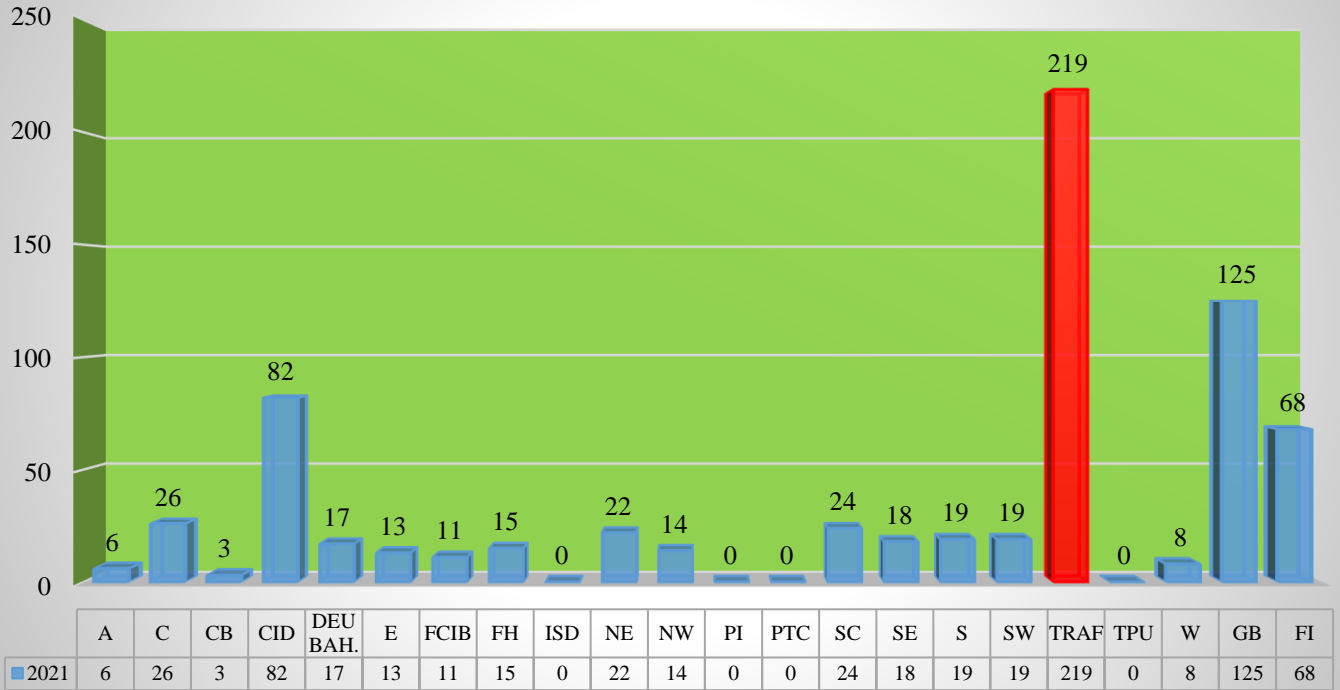


The period in review, there were 1,336 persons arrested, of which 53% or 709 suspects were charged before the Court.

Percentage of Persons Charged



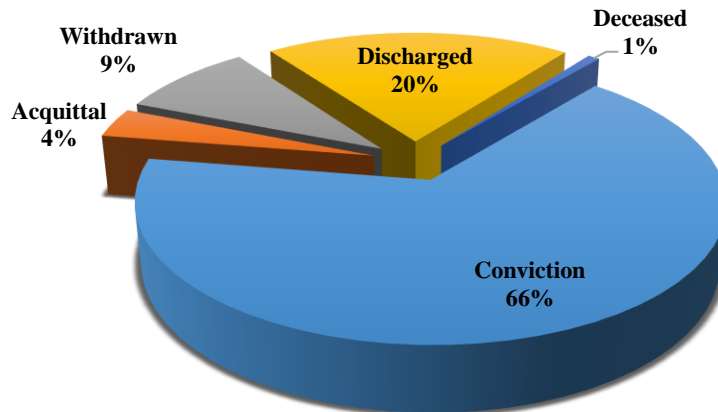
Charged - Policing Division



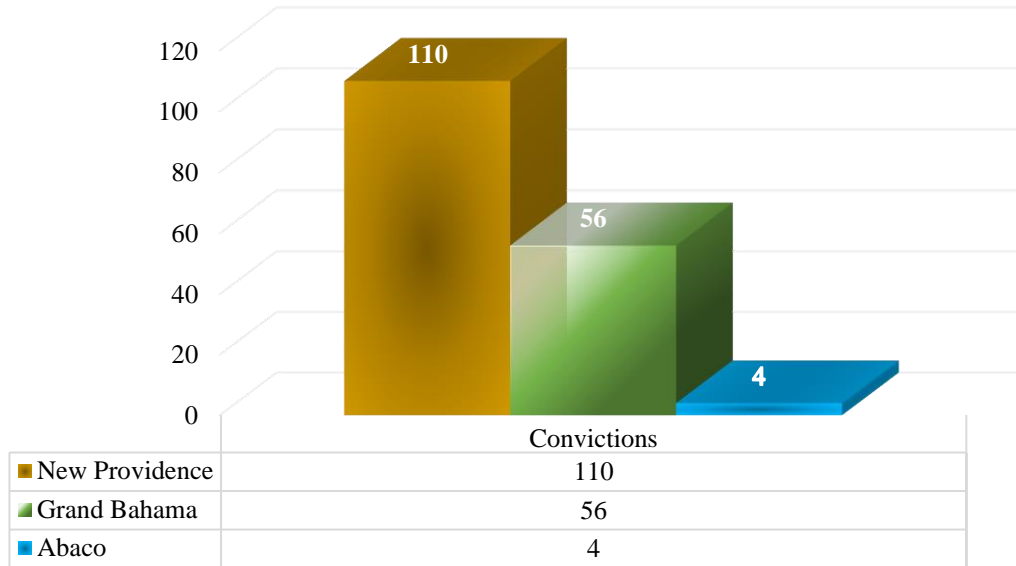
Court Case Disposition

For the period in review, there were 170 convictions in the Magistrates Court, 9 acquittals, 2 deaths, 52 matters were discharged, and 23 matters were withdrawn by the virtual complainant.

Case Disposition



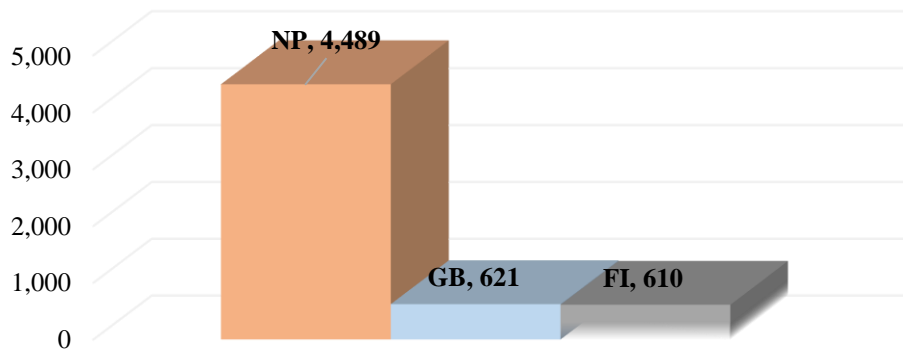
Convictions

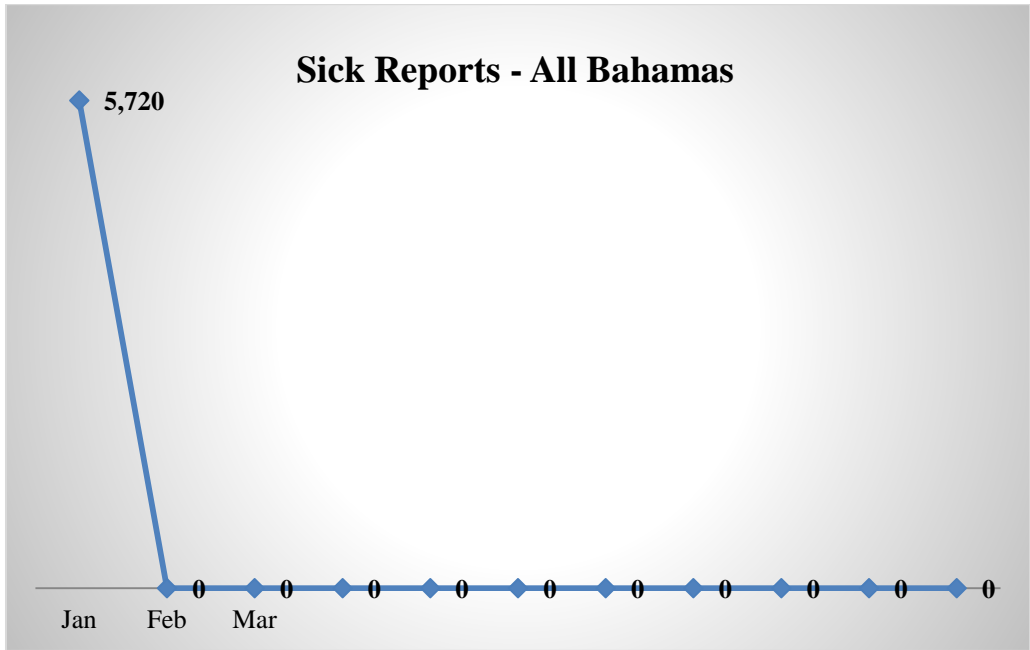


Productivity Loss

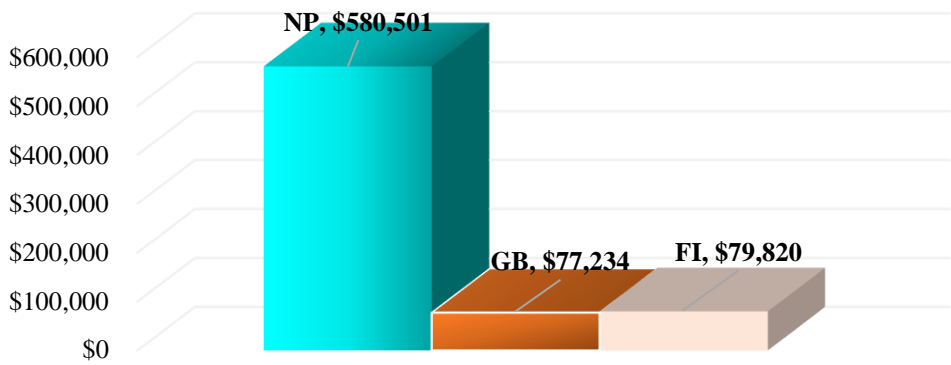
For the period in review, the Organization accounted for 5,720 sick days at an estimated loss of \$738K. Police Officers on industrial leave accounted for 716 or 13% of the overall sick days. The contracted ranks accounted for \$643K or 87% of all productivity losses due to sick reports. The New Providence District accounted for \$581K or 79% of the overall productivity losses with Grand Bahama District and the Family Islands District accounting for 10% and 11% respectively.

Sick Days by District

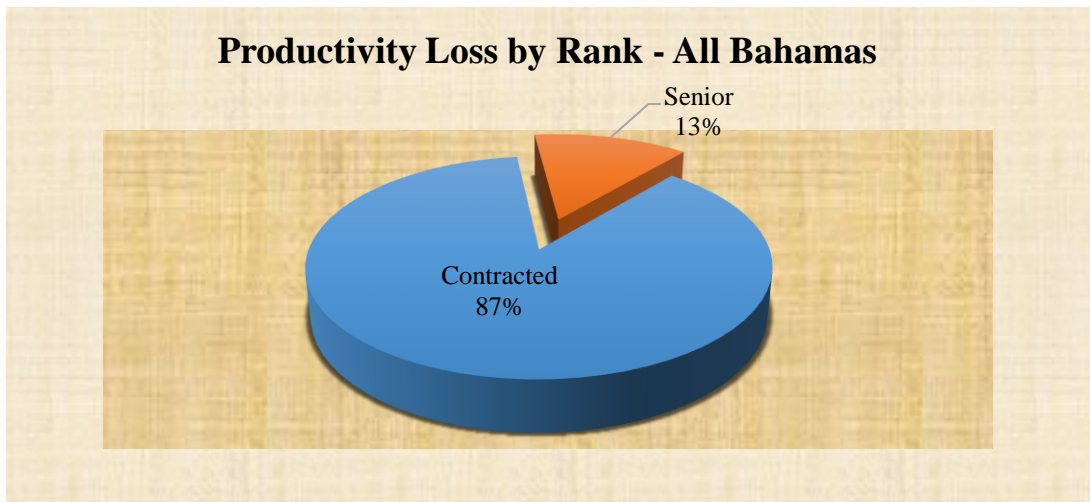




Sick Reports - Productivity Loss by District



Productivity Loss by Rank - All Bahamas



For the period in review, 55 officers were on 4 hour sedentary duties accounting for an estimated loss of \$18K.

N.B. These are preliminary figures and are subject to change. Research and Policy Branch, RBPF.